



INTERIM  
REPORT  
**2021**  
中期報告

**e**ndurance  
LONGEVITY

**ENDURANCE RP LIMITED**  
**壽康集團有限公司**

(Incorporated in the Cayman Islands with limited liability)

(於開曼群島註冊成立之有限公司)

Stock Code 股份代號: 575

# CONTENTS

## 目錄

<b>2</b>	<b>Performance Overview</b>	業績概覽
<b>7</b>	<b>Review and Prospects</b>	回顧及展望
<b>19</b>	<b>Management's Discussion and Analysis of the Group's Performance</b>	管理層對本集團業績之 討論及分析
<b>24</b>	<b>Condensed Consolidated Statement of Comprehensive Income</b>	簡明綜合全面收益表
<b>26</b>	<b>Condensed Consolidated Statement of Financial Position</b>	簡明綜合財務狀況表
<b>28</b>	<b>Condensed Consolidated Statement of Changes in Equity</b>	簡明綜合權益變動表
<b>30</b>	<b>Condensed Consolidated Statement of Cash Flows</b>	簡明綜合現金流量表
<b>32</b>	<b>Notes to the Interim Financial Report</b>	中期財務報告附註
<b>75</b>	<b>Trading Record Over Last Five Years</b>	過去五年營業紀錄
<b>76</b>	<b>Other Information</b>	其他資料
<b>87</b>	<b>Definitions</b>	釋義
<b>92</b>	<b>Corporate Information</b>	公司資料

# PERFORMANCE OVERVIEW

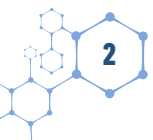
## 業績概覽

A summary of the financial performance and other notable events for the six months ended 30 June 2021 include:

- A profit attributable to shareholders of the Company of approximately US\$2.66 million, which was mainly attributable to: (i) an unrealised marked-to-market gain in respect of the Company's equity portfolio of FAFVPL of approximately US\$12.18 million; (ii) a milestone payment of US\$3.20 million, and (iii) an unrealised gain in respect of the Company's derivatives of approximately US\$3.05 million; while being offset somewhat by: (iv) an amortisation charge of approximately US\$11.15 million on the intangible assets, being non-cash items; and (v) the Group's operating and R&D expenses of approximately US\$5.38 million.
- Shareholders' equity of approximately US\$53.46 million, an increase of approximately 6.27% as compared with that at 31 December 2020, with the increase being mainly attributable to the profit attributable to shareholders of the Company.
- The Group received US\$2.88 million net of PRC withholding tax from Wanbang Biopharmaceutical, the Company's commercial strategic partner for China, on 31 March 2021 in respect of obtaining clinical trial approval from the Centre of Drug Evaluation in China on 5 February 2021. Wanbang Biopharmaceutical is now focusing its efforts on commencement of the RCT, which remains on track to commence in Q4 2021, with an estimated end point of 12 months thereafter. In this respect, Wanbang Biopharmaceutical has appointed a leading contract research organisation to undertake the phase III double blinded multi-centre RCT and the Group looks forward to undertaking this next critical step towards commercialisation of Senstend™ in China and the receipt of further milestone payments and royalties from Wanbang Biopharmaceutical.

截至二零二一年六月三十日止六個月之財務業績概要及其他重要事件包括：

- 本公司股東應佔溢利約2,660,000美元，主要是由於：(i)本公司股本投資組合內之透過損益賬按公允價值處理之金融資產之未變現按市值計價收益約12,180,000美元；(ii)里程碑付款3,200,000美元；及(iii)本公司衍生工具的未變現收益約為3,050,000美元；惟被(iv)無形資產之攤銷費用約11,150,000美元(屬非現金項目)；及(v)本集團的營運及研發開支約5,380,000美元所部份抵銷。
- 股東權益約53,460,000美元，較二零二零年十二月三十一日增加約6.27%，增加主要由於本公司股東應佔溢利所致。
- 於二零二一年三月三十一日，本集團收到本公司中國商業戰略夥伴江蘇萬邦醫藥支付關於於二零二一年二月五日獲得中國藥品審評中心的臨床試驗批准的2,880,000美元(扣除中國預扣稅後)。江蘇萬邦醫藥目前正致力於展開隨機化臨床試驗工作，該計劃仍按預期於二零二一年第四季度開始，預計於此後12個月內完成。就此而言，江蘇萬邦醫藥已委聘一間領先合同研究機構進行第三階段雙盲多中心隨機化臨床試驗，為本集團期望在中國進行Senstend™商業化之下一關鍵步驟，並收到進一步的里程碑付款及江蘇萬邦醫藥的特許權使用費。



## PERFORMANCE OVERVIEW

### 業績概覽

- MME, a leading global marketing consulting firm, was engaged by the Group to assess the US payer's willingness to cover Fortacin™ and the level of price sensitivity for coverage. Following a comprehensive analysis of patients, physicians and healthcare providers across the US, a survey confirmed that a price of US\$90 to US\$150 is sustainable for the proposed US presentation of Fortacin™. Further, the target product profile would result in over 80% being prepared to consider Fortacin™ as an effective treatment, an outstanding result. MME has historically undertaken equivalent assessments for most major pharmaceutical companies. In respect of the US Phase II validation study, the clinical research organisation has successfully completed the prespecified data analysis from the 16 sites undertaken to validate the FDA mandated patient reported outcome for premature ejaculation. The Group anticipates submitting the study to the FDA by the end of August 2021. A PDUFA date is targeted for the end of 2023. The Group's strategy remains to continue negotiations with potential commercial strategic partners for the US market, while the Group completes the submission of the study to the FDA, with the aim of securing a partner just ahead of or while the Group conducts the Phase III trial.
- During the period, Orient EuroPharma launched Fortacin™ for sale in Macau from 1 March 2021, following the launch in Hong Kong in January 2021. The official launch of Fortacin™ in Taiwan has unfortunately been postponed to September 2021 due to PSNW not being able to deliver the product due to unavailability of a key component. The Group will generate a low teens royalty of Orient EuroPharma's net sales of Fortacin™ in these markets.
- 本集團委聘全球領先營銷顧問公司MME評估美國付款人對Fortacin™之承保意願及承保價格敏感度水平。於對全美國的病人、醫生及醫療服務提供者進行全面分析後，一項調查確認，就Fortacin™於美國推出的建議售價為90美元至150美元。此外，目標產品概況將致使80%以上的人士能考慮Fortacin™作為有效的治療方法，成果卓越。MME過往曾為大多數大型製藥公司進行類似評估。關於美國第二階段驗證研究，臨床研究組織已順利完成自16號中心進行的事前數據分析，以驗證美國食品及藥品監督管理局有關早洩的強制性患者報告結果。本集團預計將於二零二一年八月底前向美國食品及藥品監督管理局提交該研究。處方藥使用者費用法日期的目標為二零二三年底。本集團的策略仍為繼續與美國市場的潛在商業戰略夥伴進行談判，同時本集團完成向美國食品及藥品監督管理局提交研究報告，目的為於本集團進行第三階段試驗之前或期間覓得一個合作夥伴。
- 於本期間，友華生技醫藥於二零二一年一月於香港推出Fortacin™後，已於二零二一年三月一日於澳門銷售。Fortacin™於台灣的正式發佈不幸被推遲至二零二一年九月，是由於無法提供關鍵組件而導致PSNW無法交付產品。本集團將從友華生技醫藥在該等市場的Fortacin™淨銷售額中獲得低雙位數特許權使用費。

## PERFORMANCE OVERVIEW

### 業績概覽

- From a business development standpoint, the Group has continued to implement and integrate the acquisition of Deep Longevity, which completed in December 2020, which will serve as a key platform for the Group's expansion into the health and wellness sector, namely the emerging field of longevity medicine. DLI is developing explainable and user-friendly AI systems to track the rate of aging at the molecular, cellular, tissue, organ, system, physiological and psychological levels. During the period, a core focus has been on DLI's three main business segments, being: (i) direct to consumer through its Young.AI app providing biological, behavioural, and psychological aging clock tracking and recommendations designed to slow down or reverse biological aging. DLI is also constantly developing and patenting new aging clocks utilising new data types; (ii) the provision of its AgeMetric™ biological age reports to clinics and medical doctors for a fee; and (iii) providing age prediction and recommendation services via software as a service (SaaS) AI and on-premises instalment to the life and health insurance companies. It is also developing systems for the emerging field of longevity medicine enabling physicians to make better decisions on the interventions that may slow down or reverse the aging processes. DLI has also developed Longevity as a Service (LaaS)® solution to integrate multiple deep biomarkers of aging dubbed "deep aging clocks" to provide a universal multifactorial measure of human biological age. DLI has also established a key research partnership with one of the world's leading longevity organisations, HLI. Under this arrangement, HLI will provide a range of aging clocks to a global network of advanced physicians and longevity research specialists. DLI is actively engaged with a number of leading life insurance companies and is exploring pilot engagements in both underwriting, customer acquisition and engagement. On the research front, DLI has published and applied for patents on a number of new aging clocks. Its DeepMAge, deep methylation aging clock is likely to be the most accurate methylation aging clock on record. DLI also published and applied for patent for MindAge, its psychological aging clock, a predictor of human psychological age based on survey data. This clock is now being integrated into DLI's mental health strategy and wellbeing offering. DLI test-piloted the clock in January 2021 and as of 26 July 2021, 314,936 people have completed the survey (without any marketing spending on DLI's part) demonstrating that there is significant demand for this offering.
- 從業務發展角度而言，本集團已繼續推出及整合 Deep Longevity 的收購，收購事項已於二零二零年十二月完成，本集團藉此作為其進軍保健養生領域（即長壽醫學之新興領域）之關鍵平台。DLI 正研發可解釋及容易使用之人工智能系統，以追蹤分子、細胞、組織、器官、系統、生理及心理水平之老化率。於本期間，DLI 的三個主要業務領域一直是核心重點，即：(i) 通過其 Young.AI 應用程式直接面向消費者提供生物、行為及心理老化時鐘追蹤及建議，旨在減緩或逆轉生物老化。DLI 亦不斷開發新老化時鐘並申請專利，利用新數據類型；(ii) 向診所和醫生有償提供其 AgeMetric™ 生物年齡報告；及 (iii) 通過軟件即服務 (SaaS) 人工智能及企業內部付款向人壽及健康保險公司提供年齡預測及推薦服務。DLI 亦著手為長壽醫學之新興領域開發系統，讓醫生得以針對減慢或逆轉老化過程之應對措施作出更理想決策。DLI 已開發 Longevity as a Service (LaaS)® 解決方案，結合多個被稱為「深層老化時鐘」之深層生物指標，從而提供衡量人類生物年齡之通用多重因素方案。DLI 亦已與全球領先之長壽醫學組織之一 HLI 建立重要研究合作關係。根據該安排，HLI 將向高級醫生及長壽醫學研究專家之全球網絡提供一系列老化時鐘。DLI 正與若干領先人壽保險公司積極接觸，並正探索承保、客戶獲取及參與方面的試點工作。於研究方面，DLI 已公佈及申請若干新老化時鐘的專利。其深度甲基化老化時鐘 DeepMAge 可能為有記錄以來最準確的甲基化老化時鐘。DLI 亦公佈及申請其心理老化時鐘 MindAge 的專利，為一個基於調查數據的人類心理年齡預測器。DLI 現正整合該時鐘至其心理健康戰略及福利產品。DLI 於二零二一年一月份對該時鐘進行測試運行，截至二零二一年七月二十六日已有 314,936 人完成調查 (DLI 並無任何營銷支出)，表明對該產品的需求殷切。



## PERFORMANCE OVERVIEW

### 業績概覽

- Actively monitoring and bolstering its existing and strategic investment in Venturex, representing approximately 4.20% of the share capital of Venturex as at 30 June 2021. As at 30 June 2021, the Group's investment in Venturex had an unrealised gain of approximately US\$12.18 million and a marked-to-market value of approximately US\$14.66 million.
- Actively monitoring its existing and strategic investment in West China, representing approximately 25% of the registered capital of West China as at 30 June 2021.
- 積極監察及支持本公司對Venturex之現有及策略性投資，有關投資於二零二一年六月三十日佔Venturex股本約4.20%。於二零二一年六月三十日，本集團於Venturex的投資產生未變現收益約12,180,000美元及市值約14,660,000美元。
- 積極監察本公司對West China之現有及策略性投資，有關投資於二零二一年六月三十日佔West China註冊資本約25%。

The Company name has been changed to "Endurance RP Limited" from "Regent Pacific Group Limited" with effect from 18 June 2021. The change of the Company name in Chinese for identification purpose to "壽康集團有限公司" from "勵晶太平洋集團有限公司" has also become effective, as did the change in stock short name of the Company for trading in the Shares on the Stock Exchange to "ENDURANCE RP" from "REGENT PACIFIC" in English and to "壽康集團" from "勵晶太平洋" in Chinese with effect from 9:00 a.m. on 28 June 2021. The stock code of the Company on the Stock Exchange remains unchanged as "575". The logo of the Company has been changed to  and the website of the Company has been changed to "[www.endurancerp.com](http://www.endurancerp.com)" from "[www.regentpac.com](http://www.regentpac.com)" with effect from 30 June 2021 to reflect the change of Company name. Further details are set out in the Company's announcement dated 23 June 2021.

The outbreak of COVID-19 has had, and continues to have, a material impact on businesses around the world and the economic environments in which they operate. The outbreak has caused disruption across our business lines. A number of countries in which we operate have implemented severe restrictions on the movement of populations, with a resultant significant impact on economic activity. These restrictions are being determined by the governments of individual jurisdictions, including through the implementation of emergency powers. The impacts of these restrictions, including the subsequent lifting of restrictions, may vary from jurisdiction to jurisdiction.

本公司名稱已由「Regent Pacific Group Limited」改為「Endurance RP Limited」，自二零二一年六月十八日起生效。而本公司供識別之用之中文名稱由「勵晶太平洋集團有限公司」改為「壽康集團有限公司」亦已生效，而本公司用於聯交所買賣股份之英文及中文股份簡稱亦分別由「REGENT PACIFIC」及「勵晶太平洋」改為「ENDURANCE RP」及「壽康集團」，自二零二一年六月二十八日上午九時正起生效。本公司於聯交所之股份代號「575」維持不變。本公司標誌已改為及本公司之網站由「[www.regentpac.com](http://www.regentpac.com)」改為「[www.endurancerp.com](http://www.endurancerp.com)」，自二零二一年六月三十日起生效，以反映公司名稱更改。進一步詳情載於本公司日期為二零二一年六月二十三日的公佈。

2019冠狀病毒病疫情爆發已經並將繼續對全球業務及其經營所在之經濟環境產生重大影響。疫情已導致我們各業務領域中斷。我們經營所在之多個國家已就人口流動實施嚴格限制，故此對經濟活動產生重大影響。該等限制由個別司法管轄區政府制定，包括通過執行緊急權力。該等限制之影響(包括隨後取消限制)可能因司法管轄區而異。

## PERFORMANCE OVERVIEW

### 業績概覽

As previously announced, Recordati, the Group's European marketing and distribution partner for its lead product, Fortacin™, is based in Italy, and, as such, the Group has been in dialogue with Recordati to assess the situation resulting from COVID-19 and its impact on the continued roll-out of Fortacin™. In this respect, Recordati has informed the Group that during the first quarter of 2021, its reference markets continued to be affected by the COVID-19 pandemic due both to the restrictions imposed to limit contagion in all territories, as well as from a cautious management of stocks by wholesalers. However, during the second quarter of 2021, this period was characterised by a gradual easing of the restrictive measures introduced to deal with the COVID-19 pandemic, driving a partial recovery in Recordati's main reference markets and a return to operating conditions closer to normal, although as the situation of the pandemic continues to evolve, a level of uncertainty remains. Given the dynamic circumstances and uncertainties surrounding the pandemic, the Group is unable to predict the possible future impacts it may have on the Group's operations. The Group is hopeful that with the continued global roll-out of the vaccine effort, Recordati may see a gradual recovery in its reference markets in the second half of this year.

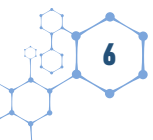
We have invoked certain plans at our offices in Hong Kong and the UK to help ensure the safety and wellbeing of our staff, as well as our ability to support our customers and maintain our business operations. Many of our staff have continued to provide continuity of work while working remotely. It remains unclear how this will evolve into the second half of 2021 and we continue to monitor the situation closely while at all times following local government guidelines and policies.

With a streamlined focus and sensible capital structure, the Company remains excited about the future prospects for the Group and its shareholders and will: (i) continue to pursue the successful commercialisation of Fortacin™/Senstend™ in the remaining key markets of the US, China, Asia, Latin America and the Middle East; (ii) commercialise DLI's Young.AI mobile App and the Young.AI website, together with partnering with clinics, laboratories and insurance companies by offering its AgeMetric™ reports and access to its online platform; (iii) continue monitoring its investments in Venturex and West China; and (iv) continue with its existing strategy of pursuing strategic and value-led investments in the healthcare and life sciences sectors.

誠如先前所公佈，Recordati為本集團領先產品Fortacin™之歐洲市場推廣及分銷夥伴，以意大利為基地，因此，本集團一直在與Recordati磋商，以評估2019冠狀病毒病造成的局勢及其對繼續推出Fortacin™之影響。在此方面，Recordati已告知本集團，於二零二一年第一季度，因全境實施抗疫限制措施以及批發商審慎管理庫存，其參考市場繼續受2019冠狀病毒病疫情影響。然而，於二零二一年第二季度，期內為應對2019冠狀病毒病疫情而採取的限制性措施逐漸放寬，推動Recordati主要參考市場的部分復甦，經營狀況幾近恢復正常，惟由於疫情仍不斷變化，仍存在一定程度的不確定性。鑑於疫情變幻莫測，故本集團無法預測其可能對本集團營運產生之未來影響。本集團希望隨著疫苗於全球持續推廣，Recordati可能會於今年下半年在參考市場逐步復甦。

我們已就香港及英國辦事處訂立若干計劃，以確保我們員工的安全及福祉，並保持支援客戶的能力及維持業務營運。我們眾多的員工會持續透過遠程工作不間斷地提供服務。無法預料二零二一年下半年的事態發展，我們將繼續密切留意事態發展，一直遵循地方政府的指引及政策。

本公司的業務焦點經歷重整簡化，具備合理的資本架構，使本公司對本集團及其股東的未來前景興奮如昔，並將：(i)繼續尋求Fortacin™/Senstend™於美國、中國、亞洲、拉丁美洲及中東等餘下主要市場儘快成功商業化；(ii)DLI之Young.AI流動應用程式及Young.AI網站商業化，以及透過提供AgeMetric™報告及網上平台與診所、實驗室及保險公司合作；(iii)繼續監察本公司對Venturex及West China之投資；及(iv)繼續落實於醫療保健及生命科學領域尋求策略及價值主導投資之現有策略。



# REVIEW AND PROSPECTS

## 回顧及展望

### MAIN ACTIVITIES

We are pleased to report a return to profit of approximately US\$2.66 million, despite a large amortisation charge of approximately US\$11.15 million on the intangible assets, being non-cash items and operating in the challenging environment of the global COVID-19 pandemic.

The six-month period ended 30 June 2021 was another challenging one for the Group, together with the global economy, being dominated by the continuing impact and uncertainty caused by the COVID-19 pandemic. The outbreak of COVID-19 has had, and continues to have, a material impact on businesses around the world and the economic environments in which they operate. The outbreak has caused disruption across our business lines. A number of countries in which we operate have implemented severe restrictions on the movement of populations, with a resultant significant impact on economic activity. The impacts of these restrictions may vary from jurisdiction to jurisdiction.

As previously announced, Recordati, the Group's European marketing and distribution partner for its lead product, Fortacin™, is based in Italy, and, as such, the Group has been in dialogue with Recordati to assess the situation resulting from COVID-19 and its impact on the continued roll-out of Fortacin™. In this respect, Recordati has informed the Group that during the first quarter of 2021, its reference markets continued to be affected by the COVID-19 pandemic due both to the restrictions imposed to limit contagion in all territories, as well as from a cautious management of stocks by wholesalers. However, during the second quarter of 2021, this period was characterised by a gradual easing of the restrictive measures introduced to deal with the COVID-19 pandemic, driving a partial recovery in Recordati's main reference markets and a return to operating conditions closer to normal, although as the situation of the pandemic continues to evolve, a level of uncertainty remains. Given the dynamic circumstances and uncertainties surrounding the pandemic, the Group is unable to predict the possible future impacts it may have on the Group's operations. The Group is hopeful that with the continued global roll-out of the vaccine effort, Recordati may see a gradual recovery in its reference markets in the second half of this year.

### 主要業務

我們欣然報告，儘管無形資產之攤銷費用龐大約11,150,000美元(屬非現金項目)且於全球2019冠狀病毒病疫情充滿挑戰的環境中營運，溢利回報約為2,660,000美元。

截至二零二一年六月三十日止六個月期間對於本集團以至全球經濟均可謂荊棘滿途，受2019冠狀病毒病疫情造成的持續影響及不確定性所支配。2019冠狀病毒病爆發已經並將繼續對全球業務以及其經營所在的經濟環境造成重大影響。疫情已導致我們各業務領域中斷。我們經營所在之多個國家已就人口流動實施嚴格限制，故此對經濟活動產生重大影響。該等限制之影響可能會因司法管轄區而異。

誠如先前所公佈，Recordati為本集團領先產品Fortacin™之歐洲市場推廣及分銷夥伴，以意大利為基地，因此，本集團一直在與Recordati磋商，以評估2019冠狀病毒病造成的局勢及其對繼續推出Fortacin™之影響。在此方面，Recordati已告知本集團，於二零二一年第一季度，因全境實施抗疫限制措施以及批發商審慎管理庫存，其參考市場繼續受2019冠狀病毒病疫情影響。然而，於二零二一年第二季度，期內為應對2019冠狀病毒病疫情而採取的限制性措施逐漸放寬，推動Recordati主要參考市場的部分復甦，經營狀況幾近恢復正常，惟由於疫情仍不斷變化，仍存在一定程度的不確定性。鑑於疫情變幻莫測，故本集團無法預測其可能對本集團營運產生之未來影響。本集團希望隨著疫苗於全球持續推廣，Recordati可能會於今年下半年在參考市場逐步復甦。





## REVIEW AND PROSPECTS

### 回顧及展望

We have invoked certain plans at our offices in Hong Kong and the UK to help ensure the safety and wellbeing of our staff, as well as our ability to support our customers and maintain our business operations. Many of our staff have continued to provide continuity of work while working remotely. It remains unclear how this will evolve into the second half of 2021 and we continue to monitor the situation closely while at all times following local government guidelines and policies. But we are ever hopeful that with the roll-out of the vaccines that we are now seeing across many countries, it will lead to the sustained economic recovery through the lifting of the restrictions into the second half of the year.

The Group was able to perform strongly through to 30 June 2021, achieving a number of significant milestones. It goes without saying that the Group will continue to pay close attention to the development and evaluate the impact of COVID-19 pandemic on the financial position and operating results of the Group, but all things being equal, we remain very optimistic about the direction the business is taking and in our ability to generate value for shareholders going forward.

During the period, the Group generated a profit of approximately US\$2.66 million, which was mainly attributable to: (i) an unrealised marked-to-market gain in respect of the Company's equity portfolio of FAFVPL of approximately US\$12.18 million; (ii) a milestone payment of US\$3.20 million, and (iii) an unrealised gain in respect of the Company's derivatives of approximately US\$3.05 million; while being offset somewhat by: (iv) an amortisation charge of approximately US\$11.15 million on the intangible assets, being non-cash items; and (v) the Group's operating and R&D expenses of approximately US\$5.38 million.

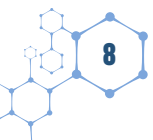
Shareholders' equity increased to approximately US\$53.46 million, an increase of approximately 6.27% as compared with that at 31 December 2020, with the increase being mainly attributable to the profit attributable to shareholders of the Company.

我們已就香港及英國辦事處訂立若干計劃，以確保我們員工的安全及福祉，並保持支援客戶的能力及維持業務營運。我們眾多的員工會持續透過遠程工作不間斷地提供服務。無法預料二零二一年下半年的事態發展，我們將繼續密切留意事態發展，一直遵循地方政府的指引及政策。多國推行疫苗注射為我們帶來希望，有望於下半年解除有關限制，使經濟得以持續復甦。

本集團至二零二一年六月三十日表現理想，達到多項重要里程碑。毋庸置疑，本集團將繼續密切關注2019冠狀病毒病的發展，並評估其對本集團財務狀況及經營業績的影響，但在所有條件相同的情況下，我們對業務發展方向及未來為股東創造價值的能力仍然非常樂觀。

於本期間，本集團產生溢利約2,660,000美元，主要是由於：(i)本公司股本投資組合內之透過損益賬按公允價值處理之金融資產之未變現按市值計價收益約12,180,000美元；(ii)里程碑付款3,200,000美元；及(iii)本公司衍生工具的未變現收益約為3,050,000美元；惟被(iv)無形資產之攤銷費用約11,150,000美元(屬非現金項目)；及(v)本集團的營運及研發開支約5,380,000美元所略為抵銷。

股東權益增加至約53,460,000美元，較二零二零年十二月三十一日增加約6.27%，增加主要由於本公司股東應佔溢利所致。



## REVIEW AND PROSPECTS 回顧及展望

### US Approval and Commercialisation Progress

The Company is pleased to announce that MME, a leading global marketing consulting firm that the Group engaged to assess the US payer's willingness to cover Fortacin™ and the level of price sensitivity for coverage, has recently completed a comprehensive analysis of patients, physicians and healthcare providers across the US. The survey has confirmed that a price of US\$90 to US\$150 is sustainable for the proposed US presentation of Fortacin™. Further, the target product profile would result in over 80% being prepared to consider Fortacin™ as an effective treatment, an outstanding result. MME has historically undertaken equivalent assessments for most major pharmaceutical companies. A key determinant of the commercial opportunity in the US is the price that the patient or health care provider is prepared to pay. This is analysed by the presentation of the target product profile to physicians, healthcare providers and patients, set against various pricing options. The resultant model of "price point sensitivity" is used for setting the market price or, in the case of Plethora, will be used as a basis for the ongoing licensing discussions with potential US partners.

In respect of the US Phase II validation study, the clinical research organisation has successfully completed the prespecified data analysis from the 16 sites undertaken to validate the FDA mandated patient reported outcome (the "PRO") for premature ejaculation. The PRO, the PEBEQ™ was developed compliant to the FDA guidelines as the key final step for assessment of efficacy ahead of the Phase III RCT already planned for the US.

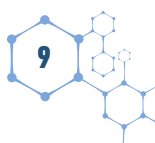
In this US validation study, PSD502, marketed as Fortacin™ in the EU and the UK, produced substantial changes in intravaginal latency time (the "IELT") and reduced the level of distress experienced by patients, as reflected in the PEBEQ™. These results are entirely consistent with the previous extensive Phase III RCT's that were successfully completed prior to approval by the European Medicines Agency. The changes were clinically and statistically significant both from baseline and from placebo, resulting in an eight-to-nine-fold increase from pre-treatment IELT values. Also consistent with previous RCTs, compliance with therapy and with study requirements was high (over 92% completed in this study), and side effects were minimal.

### 在美國之審批及商業化進展

本公司欣然宣佈，本集團委聘全球領先營銷顧問公司MME評估美國付款人對Fortacin™之承保意願及承保價格敏感度水平，MME近日完成對全美國的病人、醫生及醫療服務提供者的全面分析。該調查確認，就Fortacin™於美國推出的建議售價為90美元至150美元。此外，目標產品概況將致使80%以上的人士能考慮Fortacin™作為有效的治療方法，成果卓越。MME過往曾為大多數大型製藥公司進行類似評估。在美國，決定商機的一個關鍵元素為患者或醫療保健供應商準備支付的價格。其乃透過向醫生、醫療保健供應商及患者介紹目標產品概況，對照各種定價方案從而進行分析。由此產生的「價位敏感度」模型被用作確定市場價格，或(就Plethora而言)將被用作與潛在的美國合作夥伴正在進行的許可討論的基準。

關於美國第二階段驗證研究，臨床研究組織已順利完成自16號中心進行的事前數據分析，以驗證美國食品及藥品監督管理局有關早洩的強制性患者報告結果(「患者報告結果」)。患者報告結果、早洩困擾評估問卷™已按符合美國食品及藥品監督管理局指引制訂，作為評估早已在美國規劃之第三期隨機化臨床試驗工作效能的最終關鍵步驟。

在此美國驗證研究中，在歐盟及英國以Fortacin™營銷的PSD502在陰道內射精延遲時間(「陰道內射精延遲時間」)產生重大變動，亦降低病人所經歷的困擾程度，結果在早洩困擾評估問卷™內反映。此等結果與獲得歐洲藥品管理局批准前已順利完成全面性第三期隨機化臨床試驗工作完全一致。在臨床及數據上較基線及安慰劑出現重大變動，導致治療前陰道內射精延遲時間值增加八至九倍。與先前的隨機化臨床試驗工作一致，其對治療及研究要求的依從性很高(在本研究中完成92%以上)，且副作用輕微。



## REVIEW AND PROSPECTS

### 回顧及展望

Clinically and statistically significant differences between Fortacin™ and placebo were observed in the FDA-favoured domain (Item 3) of the PEBEQ™ ( $p < 0.0008$ ). At the request of the FDA, Item 3 was designed to determine the degree of “bother” that the patients were experiencing due to the condition. For PRO validation, excellent correlations were also observed between changes in Item 3 of the PEBEQ™ and the domains of sexual satisfaction, control and distress captured using the Index of Premature Ejaculation (the “IPE”), one of two PROs used in previous studies. The terms such as “bother” are important because they are used in the final approved prescribing information (PI). Overall, the study confirms the safety and efficacy of Fortacin™. The new data will be used to refine the final Phase III RCT protocol, which is already prepared, and suitable clinical sites screen for expedient and good clinical practice enrolment.

Formal registration of the Phase II validation study of Fortacin™ is a critical and positive step towards making the NDA submission and ultimately achieving all necessary FDA and other US regulatory approvals needed to commercialise of Fortacin™ in the US, its most significant potential market. The Group anticipates submitting the study to the FDA by the end of August 2021.

On the assumption that the trial is sufficient to convince the FDA that the PEBEQ™ serves as an appropriate measure for support of a label claim, the pivotal Phase III study could commence in the latter half of 2021, with NDA submission possible in late 2022, giving a PDUFA date at the end of 2023.

Despite the difficulties presented by the COVID-19 pandemic, particularly as it relates to securing face-to-face meetings, the Group’s strategy remains to continue negotiations with potential commercial strategic partners for the US market, while the Group completes the submission of the study to the FDA, with the aim of securing a partner just ahead of or while the Group conducts the Phase III trial.

在早洩困擾評估問卷™有利美國食品及藥品監督管理局的範疇(項目3)中，發現Fortacin™與安慰劑之間在臨床及數據上出現重大差異(機率 $< 0.0008$ )。在美國食品及藥品監督管理局的要求下，項目3已設計用作釐定病人因該狀況所經歷的「困擾」程度。就患者報告結果驗證而言，透過運用先前研究所採用兩項患者報告結果之一的早洩指數(「早洩指數」)，早洩困擾評估問卷™項目3與性滿足、控制及困擾範疇之間的變動亦發現有明顯關聯。「困擾」等字眼十分重要，乃由於其已用於獲得最終批准的處方信息(處方信息)內。整體而言，研究確認Fortacin™的安全性及效能。新數據將用於完善早已編製的最終第三期隨機化臨床試驗工作方案，以篩選合適的臨床地點以作可行適宜及良好臨床實踐。

Fortacin™第二期驗證研究的正式註冊，對提交新藥申請以及最終達成Fortacin™在其最重要的潛在市場的美國進行商業化所需的所有必要的美國食品及藥品監督管理局及其他美國監管機構批准而言屬關鍵正面的一步。本集團預計於二零二一年八月底前將研究提交予美國食品及藥品監督管理局。

假設研究足以說服美國食品及藥品監督管理局，早洩困擾評估問卷™可作為支持標籤聲明的適當措施，關鍵的第三期隨機化臨床試驗研究工作可於二零二一年下半年開始，新藥申請可望於二零二二年底提交，而處方藥使用者費用法的日期因此將為二零二三年底。

儘管2019冠狀病毒病疫情帶來困難(尤其是在落實面談方面)，但本集團就美國市場所採取之策略仍為繼續與潛在商業戰略夥伴進行磋商，同時本集團完成向美國食品及藥品監督管理局提交研究報告，我們亦進行臨床試驗工作以在進行第三階段試驗之前或之時覓得合作夥伴。

## REVIEW AND PROSPECTS

### 回顧及展望

#### Chinese Approval and Commercialisation Progress

As previously announced, Senstend™ (the marketing name for Fortacin™ in China) obtained clinical trial approval from the Centre of Drug Evaluation in China on 5 February 2021, and consequently a payment of US\$3.20 million before deduction of PRC withholding tax (or US\$2.88 million net of PRC withholding tax) was triggered and paid in full on 31 March 2021.

Wanbang Biopharmaceutical will now focus its efforts with assistance from the Group towards commencement of the RCT in China, in respect of which the following timetable has been provided:

Start date:	Q4 2021 (subject to approval from NMPA)
Study type:	Clinical trial, multi-center, randomised, double-blinded placebo controlled study
Estimated enrolment:	285 subjects increased from 150
Primary endpoint:	To determine the effects of Senstend™ on the IPE and the IELT
Secondary endpoint:	To evaluate the safety and tolerability of Senstend™ in Premature Ejaculation subjects and their sexual partners
Estimated study completion date:	Q4 2022, being 12 months from the study start date

The Group has been informed by Wanbang Biopharmaceutical that clinical supplies (both active and placebo) have now commenced manufacturing in late August 2021 from PSNW. The main reason for this delay in the supply is that the COVID-19 pandemic has disrupted PSNW's supply chain and some of its key materials for manufacturing the placebo and active. In respect of the commercial scale up to increase the current batch size per each manufacturing run to 50,000 units from 15,000 units, the development work will now commence in September 2021 after the latest commercial batch has been manufactured in August 2021. This is designed, if successful, to meet Wanbang Biopharmaceutical's requirements for China and the OTC's requirements of Recordati in the EU and the UK.

#### 在中國之審批及商業化進展

誠如先前所公佈，Senstend™ (Fortacin™於中國市場所用名稱)於二零二一年二月五日獲得中國藥品評價中心的臨床試驗批准，因此，在扣除中國預扣稅前的3,200,000美元(或扣除中國預扣稅後的2,880,000美元)的付款被觸發並於二零二一年三月三十一日全額支付。

在本集團的協助下，江蘇萬邦醫藥現將集中力量於中國開展隨機化臨床試驗工作，已提供以下時間表：

開始日期：	二零二一年第四季(有待國家藥品監督管理局之審批)
研究類型：	臨床試驗、多中心、隨機、雙盲安慰劑對照研究
估計參與數目：	自150個項目增至285個
第一終點：	確定Senstend™對早洩指數及陰道內射精延遲時間之影響
第二終點：	評估Senstend™對早洩研究對象及其性伴侶的安全性及耐受性
估計研究完成日期：	二零二二年第四季度，即研究開始日期起十二個月

本集團已接獲江蘇萬邦醫藥通知，PSNW現已於二零二一年八月下旬開始生產醫療物料(包括活性及安慰劑)。供應延遲的主要原因為2019冠狀病毒病疫情使PSNW的供應鏈及製造安慰劑及活性的若干主要材料中斷。就擴大商業規模而言，每次生產批次數量由目前15,000個單位提高至50,000個單位，待二零二一年八月最新的商業批次生產完成後，開發工作將於二零二一年九月開始進行。倘成功，此舉將得以滿足江蘇萬邦醫藥在中國的要求以及Recordati於歐盟及英國的非處方藥要求。

## REVIEW AND PROSPECTS

### 回顧及展望

Wanbang Biopharmaceutical has appointed a leading contract research organisation to undertake the phase III double blinded multi-centre RCT and the Group looks forward to undertaking this next critical step towards commercialisation of Senstend™ in China.

If the clinical study meets its endpoints and NMPA has granted an import licence for Senstend™, then US\$5 million (or approximately HK\$39 million) before deduction of PRC withholding tax will be payable to the Group from Wanbang Biopharmaceutical. In addition, upon first commercial sale of Senstend™ in China, US\$2 million (or approximately HK\$15.6 million) before deduction of PRC withholding tax shall be payable to the Group from Wanbang Biopharmaceutical, while the Group will also generate low to mid-teens royalties of Wanbang Biopharmaceutical's net sales of Senstend™ in China.

#### Progress Relating to Change of Status of Fortacin™ to OTC from Rx

Recordati has mentioned that it has commenced the OTC launch in Germany before the end of 2020 and further mentioned that it would look to continue the roll-out in its reference markets in 2021 provided that: (i) it has received any national approvals that are required (if any); and (ii) PSNW, the manufacturer of Fortacin™, can meet the anticipated increased demand and that the COVID-19 pandemic does not further complicate or impede the planned launch. Unfortunately, during the period, PSNW was unable to obtain supply of the valve, a key component to the continuous supply and manufacture of Fortacin™ which resulted in a significant disruption to the supply of Fortacin™ during the reporting period. Recordati, PSNW and the Group are looking into ways to mitigate this supply issue but after 30 June 2021, the supplier was able to manufacture and deliver valves for Recordati's current purchase orders. Going forward, Recordati, PSNW and the Group are looking at a new valve option to mitigate this supply disruption. The Group and PSNW are considering options at scaling up the manufacturing process to meet the anticipated demand in OTC with the aim of manufacturing approximately 50,000 units per batch order and reducing the risk of supply chain shortage and unreliability, with the development work scheduled to start in Q3 2021.

江蘇萬邦醫藥已委聘一間領先之合同研究機構進行第三期雙盲多中心隨機化臨床試驗，為本集團期望在中國內地進行Senstend™商業化之下一個關鍵步驟。

倘臨床研究完成及國家藥品監督管理局授予Senstend™進口許可，江蘇萬邦醫藥將須向本集團支付5,000,000美元(或約39,000,000港元(扣除中國預扣稅前))。此外，Senstend™在中國首次商業銷售後，江蘇萬邦醫藥將須向本集團支付2,000,000美元(或約15,600,000港元(扣除中國預扣稅前))。此外，本集團亦將按江蘇萬邦醫藥在中國之Senstend™淨銷售額收取低至中雙位數之特許權使用費。

#### 有關Fortacin™之地位由處方藥轉為非處方藥之進展

Recordati已於二零二零年年底前在德國開始作為非處方藥銷售，並表示在二零二一年將陸續於其參考市場推出，前提是：(i)其已取得任何所需之國家批文(如需要)；及(ii)Fortacin™生產商PSNW能滿足估計增長之需求，而2019冠狀病毒病疫情不會進一步耽誤或妨礙如期推出非處方藥。於本期間，PSNW不幸地無法獲得瓣膜供應，此為連續供應及製造Fortacin™的一個關鍵組成部分，導致報告期內Fortacin™的供應嚴重中斷。Recordati、PSNW及本集團正尋找緩解這一供應問題的方法，惟於二零二一年六月三十日後，供應商能為Recordati當前的採購訂單製造及交付瓣膜。展望未來，Recordati、PSNW及本集團正尋找一種新瓣膜選項以緩解該供應中斷。PSNW及本集團正在探討擴大生產規模過程之各種方案，以滿足對非處方藥的預期需求，目標是每批量訂單生產約50,000單位，並減少供應鏈短缺及不可靠之風險，開發工作計劃於二零二一年第三季度開始。

## REVIEW AND PROSPECTS

### 回顧及展望

#### Taiwanese, Hong Kong and Macau Approval and Commercialisation Progress

During the period, Orient EuroPharma launched Fortacin™ for sale in Macau from 1 March 2021, following the launch in Hong Kong in January 2021. However, while Orient EuroPharma has launched Fortacin™ in Hong Kong and Macau with limited supply it will now not receive its full launch compliment until September 2021 due to PSNW not being able to manufacture the product until August 2021 due to a third party supplier not being able to deliver the valve component in time due to COVID-19 issues faced by the supplier. Therefore, the official launch of Fortacin™ in Taiwan has been postponed to September 2021. The Group will generate a low teens royalty of Orient EuroPharma's net sales of Fortacin™ in these markets.

#### Other Out-Licensing Opportunities

The Company remains in discussions with our commercial strategic partners for the Middle East, India, North America and Latin America (LATAM) region. However, it is not possible to determine with accuracy the timing of completion of such agreements, and no assurance can be given that negotiations will lead to a binding licencing agreement(s) in the aforementioned jurisdictions or at all.

The Group will continue to work closely and diligently with its current and prospective commercial partners and will keep shareholders and potential investors informed of any new developments as and when they occur.

#### Business Development – Deep Longevity

From a business development standpoint, the Group has continued to implement and integrate the acquisition of DLI, which completed in December 2020, which will serve as a key platform for the Group's expansion into the health and wellness sector, namely the emerging field of longevity medicine. DLI is developing explainable and user-friendly AI systems to track the rate of aging at the molecular, cellular, tissue, organ, system, physiological and psychological levels. During the period, a core focus has been on DLI's three main business segments, being: (i) Direct to Consumer through its Young.AI app providing biological, behavioural, and psychological aging clock tracking and recommendations designed to slow down or reverse biological aging. DLI is also constantly developing and patenting new aging clocks utilising new data types; (ii) the provision of its

#### 在台灣、香港及澳門之審批及商業化進展

於本期間，友華生技醫藥於二零二一年一月於香港推出Fortacin™後，已於二零二一年三月一日於澳門銷售。然而，儘管友華生技醫藥已於香港及澳門限量推出Fortacin™，但由於第三方供應商因面對2019冠狀病毒病問題而無法及時交付瓣膜組件，導致PSNW須待二零二一年八月才能生產該產品，因此須待二零二一年九月才能獲得全面的推出獎勵。Fortacin™於台灣的正式發佈亦因而推遲至二零二一年九月。本集團將從友華生技醫藥在該等市場的Fortacin™淨銷售額中獲得低雙位數特許權使用費。

#### 其他向外特許商機

本公司正與中東、印度、北美洲及拉丁美洲地區之商業戰略夥伴進行磋商。然而，無法確定何時能達成有關協議，亦無法保證可透過磋商在上述司法權區達成具約束力特許協議或達成任何協議。

本集團將繼續與其現有及潛在商業夥伴全力緊密配合，並在有任何新進展時適時通知股東及潛在投資者。

#### 業務發展 – Deep Longevity

從業務發展角度而言，本集團已繼續推出及整合DLI的收購，並已於二零二零年十二月完成收購，本集團藉此作為其進軍保健養生領域(即長壽醫學之新興領域)之關鍵平台。DLI正研發可解釋及容易使用之人工智能系統，以追蹤分子、細胞、組織、器官、系統、生理及心理水平之老化率。於本期間，DLI的三個主要業務領域一直是核心重點，即：(i)通過其Young.AI應用程式直接面向消費者提供生物、行為及心理老化時鐘追蹤及建議，旨在減緩或逆轉生物老化。DLI亦不斷開發新老化時鐘並申請專利，利用新數據類型；(ii)向診所和醫生有償提供其AgeMetric™生物年齡報告；及(iii)通過軟件即服務(SaaS)人工智能及企業內部付款向人壽及

## REVIEW AND PROSPECTS

### 回顧及展望

AgeMetric™ biological age reports to clinics and medical doctors for a fee; and (iii) providing age prediction and recommendation services via software as a service (SaaS) AI and on-premises instalment to the life and health insurance companies. It is also developing systems for the emerging field of longevity medicine enabling physicians to make better decisions on the interventions that may slow down or reverse the aging processes. DLI has also developed Longevity as a Service (LaaS)® solution to integrate multiple deep biomarkers of aging dubbed “deep aging clocks” to provide a universal multifactorial measure of human biological age. DLI has also established a key research partnership with one of the world’s leading longevity organisations, HLI. Under this arrangement, HLI will provide a range of aging clocks to a global network of advanced physicians and longevity research specialists. DLI is actively engaged with a number of leading life insurance companies and is exploring pilot engagements in both underwriting, customer acquisition and engagement. On the research front, DLI has published and applied for patents on a number of new aging clocks. Its DeepMAge, deep methylation aging clock is likely to be the most accurate methylation aging clock on record. DLI also published and applied for patent for MindAge, its psychological aging clock, a predictor of human psychological age based on survey data. This clock is now being integrated into DLI’s mental health strategy and wellbeing offering. DLI test-piloted the clock in January 2021 and as of 26 July 2021, 314,936 people have completed the survey (without any marketing spending on DLI’s part) demonstrating that there is significant demand for this offering.

#### Legacy Investments

The Group continues to actively monitor and bolster its existing and strategic investment in Venturex, representing approximately 4.20% of the share capital of Venturex as at 30 June 2021. Venturex continued its significant improvement during the period, where the Group’s unrealised gain as at 30 June 2021 stood at approximately US\$12.18 million (or approximately HK\$95.00 million) and a marked-to-market value of approximately US\$14.66 million (or approximately HK\$114.35 million).

健康保險公司提供年齡預測及推薦服務。DLI亦著手為長壽醫學之新興領域開發系統，讓醫生得以針對減慢或逆轉老化過程之應對措施作出更理想決策。DLI已開發 Longevity as a Service (LaaS)® 解決方案，結合多個被稱為「深層老化時鐘」之深層生物指標，從而提供衡量人類生物年齡之通用多重因素方案。DLI亦已與全球領先之長壽醫學組織之一 HLI 建立重要研究合作關係。根據該安排，HLI 將向高級醫生及長壽醫學研究專家之全球網絡提供一系列老化時鐘。DLI 正與若干領先人壽保險公司積極接觸，並正探索承保、客戶獲取及參與方面的試點工作。於研究方面，DLI 已公佈及申請若干新老化時鐘的專利。其深度甲基化老化時鐘 DeepMAge 可能為有記錄以來最準確的甲基化老化時鐘。DLI 亦公佈及申請其心理老化時鐘 MindAge 的專利，為一個基於調查數據的人類心理年齡預測器。DLI 現正整合該時鐘至其心理健康戰略及福利產品。DLI 於二零二一年一月對該時鐘進行測試運行，截至二零二一年七月二十六日已有 314,936 人完成調查 (DLI 並無任何營銷支出)，表明對該產品的需求殷切。

#### 過往投資

本集團持續積極監察及加強對 Venturex 的現有及戰略投資，截至二零二一年六月三十日，佔 Venturex 股本約 4.20%。Venturex 於期內繼續顯著改善，於二零二一年六月三十日，本集團的未變現收益約為 12,180,000 美元 (或約 95,000,000 港元)，按市值計算的價值約為 14,660,000 美元 (或約 114,350,000 港元)。

## REVIEW AND PROSPECTS

### 回顧及展望

During the period, a number of transformational changes occurred within Venturex, which included:

- the successful completion of a circa A\$58 million funding package led by highly regarded mining executive Bill Beament, marking the start of a new era for Venturex;
- the appointment of leading Western Australian corporate lawyer Michael Blakiston as non-executive chairman;
- subsequent to the end of the period, the appointment of Bill Beament as Managing Director and highly experienced director Shirley In't Veld as non-executive director;
- at the Sulphur Springs copper-zinc project in Western Australian site works started for geotechnical, infill and resource drilling programs;
- Sulphur Springs project remains poised to capitalise on strong copper price, which is now approximately 50% higher than the assumed price in the definitive feasibility study of October 2018; and
- strong progress was made towards finalising key secondary approvals.

Post 30 June 2021, the Group announced on 5 August 2021 it disposed of an aggregate of 7,224,755 Venturex shares for an aggregate consideration, before expenses, of approximately A\$5.92 million in cash (or approximately US\$4.38 million).

Similarly, the Group remains committed to actively monitoring its existing and strategic investment in West China, representing approximately 25% of the registered capital of West China as at 30 June 2021.

#### Plethora's Financial Results

Plethora recorded an operating profit of approximately GBP 0.92 million (or approximately US\$1.28 million) for the six months ended 30 June 2021 (2020: an operating loss of approximately GBP 1.06 million (or approximately US\$1.33 million)), excluding the amortisation cost of an intangible asset, Fortacin™, and the tax credit in respect of the deferred tax liability.

於本期間，Venturex產生多種轉型變動，其中包括：

- 順利完成由備受推崇的採礦業行政人員 Bill Beament 領導約 58,000,000 澳元的融資計劃，標誌著 Venturex 新時代的開始；
- 委任著名西澳洲公司律師 Michael Blakiston 為非執行主席；
- 本期間結束後，委任 Bill Beament 為董事總經理，任命經驗豐富的董事 Shirley In't Veld 為非執行董事；
- 於西澳洲的 Sulphur Springs 銅鋅項目，岩土、填充及資源鑽探計劃的現場工程開始；
- Sulphur Springs 項目仍有望利用強勁的銅價，目前銅價較二零一八年十月的最終可行性研究中的假設價格高出約 50%；及
- 在完成關鍵二級審批方面取得重大進展。

於二零二一年六月三十日後，本集團於二零二一年八月五日宣佈出售合共 7,224,755 股 Venturex 的股份，總代價(扣除費用前)為現金約 5,920,000 澳元(或約 4,380,000 美元)。

同樣，本集團仍致力於積極監控其於 West China 的現有戰略投資，截至二零二一年六月三十日，該投資佔 West China 註冊資本約 25%。

#### Plethora 之財務業績

截至二零二一年六月三十日止六個月，Plethora 錄得營運溢利約 920,000 英鎊(或約 1,280,000 美元)(二零二零年：營運虧損約 1,060,000 英鎊(或約 1,330,000 美元))，不包括無形資產 Fortacin™ 攤銷費用及就遞延稅項負債之稅項抵免。



## REVIEW AND PROSPECTS

### 回顧及展望

The operating profit of Plethora for the six months ended 30 June 2021, mainly included: (i) the milestone and royalty income of approximately GBP 2.38 million (or approximately US\$3.27 million) (2020: approximately GBP 68,000 (or approximately US\$85,000) which being offset somewhat by: (ii) R&D costs related to the regulatory and phase II validation study in respect of the FDA approval process of Fortacin™ in the US of approximately GBP 0.95 million (or approximately US\$1.32 million) (2020: approximately GBP 0.92 million (or approximately US\$1.15 million)) and (iii) G&A expenses of approximately GBP 0.28 million (or approximately US\$0.36 million) (2020: approximately GBP 0.25 million (or approximately US\$0.31 million)).

Plethora had cash resources of approximately GBP 19,000 (or approximately US\$27,000) (31 December 2020: approximately GBP 0.62 million (or approximately US\$0.85 million)), with ongoing financial support being provided by the Group.

#### Australian Tax

On 16 August 2021, the Group has paid the ATO A\$5 million (or approximately US\$3.75 million) as full and final settlement of the outstanding tax debts.

#### CHANGE OF COMPANY NAME, STOCK SHORT NAME, LOGO AND WEBSITE

The Company name has been changed to “Endurance RP Limited” from “Regent Pacific Group Limited” with effect from 18 June 2021. The change of the Company name in Chinese for identification purpose to “壽康集團有限公司” from “勵晶太平洋集團有限公司” has also become effective. The stock short name of the Company for trading in the Shares on the Stock Exchange has been changed to “ENDURANCE RP” from “REGENT PACIFIC” in English and to “壽康集團” from “勵晶太平洋” in Chinese with effect from 9:00 a.m. on 28 June 2021. The stock code of the Company on the Stock Exchange remains unchanged as “575”. The logo of the Company has been changed to “ **endurance** LONGEVITY” and the website of the Company has been changed to “[www.endurancerp.com](http://www.endurancerp.com)” from “[www.regentpac.com](http://www.regentpac.com)” with effect from 30 June 2021 to reflect the change of Company name. Further details were set out in the Company’s announcement dated 23 June 2021.

截至二零二一年六月三十日止六個月Plethora之營運溢利主要包括：(i) 里程碑及專利使用費收入約2,380,000英鎊(或約3,270,000美元)(二零二零年：約68,000英鎊(或約85,000美元))，被以下項目略為抵銷：(ii) 與監管及就美國食品及藥品監督管理局之Fortacin™批准程序在美國進行之第二階段驗證研究相關之研發費用約950,000英鎊(或約1,320,000美元)(二零二零年：約920,000英鎊(或約1,150,000美元))；及(iii) 一般及行政費用約280,000英鎊(或約360,000美元)(二零二零年：約250,000英鎊(或約310,000美元))。

Plethora之現金資源約為19,000英鎊(或約27,000美元)(二零二零年十二月三十一日：約620,000英鎊(或約850,000美元))，由本集團持續提供財政支援。

#### 澳洲稅務事宜

於二零二一年八月十六日，本集團已向澳洲稅務局支付5,000,000澳元(或約3,750,000美元)作為未償還稅項債務之全部及最終付款。

#### 更改公司名稱、股份簡稱、標誌及網站

本公司名稱已由「Regent Pacific Group Limited」改為「Endurance RP Limited」，自二零二一年六月十八日起生效。而本公司供識別之用之中文名稱由「勵晶太平洋集團有限公司」改為「壽康集團有限公司」亦已生效，而本公司用於聯交所買賣股份之英文及中文股份簡稱亦分別由「REGENT PACIFIC」及「勵晶太平洋」改為「ENDURANCE RP」及「壽康集團」，自二零二一年六月二十八日上午九時正起生效。本公司於聯交所之股份代號「575」維持不變。本公司標誌已改為「 **endurance** LONGEVITY」及本公司之網站由「[www.regentpac.com](http://www.regentpac.com)」改為「[www.endurancerp.com](http://www.endurancerp.com)」，自二零二一年六月三十日起生效，以反映公司名稱更改。進一步詳情載於本公司日期為二零二一年六月二十三日的公佈。

## REVIEW AND PROSPECTS

### 回顧及展望

#### INTERIM DIVIDEND

The Directors have resolved not to declare an interim dividend in respect of the six months ended 30 June 2021.

#### OUTLOOK

Prospects for the world economy have brightened but this is no ordinary recovery. It is likely to remain uneven and dependent on the effectiveness of vaccination programmes and public health policies. Some countries are recovering much faster than others. Korea and the US are reaching pre-pandemic per capita income levels after about 18 months. Much of Europe is expected to take nearly 3 years to recover. In Mexico and South Africa, it could take between 3 and 5 years.

Global economic growth is now expected to be 5.8% this year, a sharp upwards revision from the December 2020 Economic Outlook projection of 4.2% for 2021. The vaccines rollout in many of the advanced economies has been driving the improvement, as has the massive fiscal stimulus by the US. The world GDP growth is expected to be 4.4% next year but global income will still be some US\$3 trillion less by end 2022 than was expected before the crisis hit. US\$3 trillion is about the size of the entire French economy.

Countries that have been quick to vaccinate their population against COVID-19 pandemic and that are managing to control infections through effective public health strategies are seeing their economies recover more quickly. Job vacancy postings in the US are picking up, including in sectors such as tourism. But while vaccination rates are progressing well in many advanced economies, poorer and emerging-market countries are being left behind. Unless everyone is protected, no one is protected.

Given the complex and constantly evolving situation around COVID-19 pandemic, it is not possible to predict the possible future impacts it may have on the Group's operations at this time. There is a significant risk that the outbreak of the coronavirus could have a significant adverse effect on the Group's operations, including the manufacturing and distribution capacity of its European partners. A protracted uncertainty and a lack of containment of the virus could have several negative consequences for the Group, including negatively impacting the Group's efforts to achieve a timely and successful commercialisation of Fortacin™ in China and elsewhere, as well as subsequent impact on the Group's cash flow, net sales, profitability and prospects.

#### 中期股息

董事議決不宣派截至二零二一年六月三十日止六個月之中期股息。

#### 展望

全球經濟前景重燃希望，但與以往不同，復甦呈現分化態勢，且取決於疫苗注射計劃及公共健康政策的有效程度。部份國家復甦速度遠較其他國家快。韓國及美國需時大約18個月恢復至疫情前人均收入水平。大多數歐洲國家預期需時近三年才復原。在墨西哥及南非，可能需要三至五年時間。

本年度全球經濟增長預期為5.8%，較於二零二零年十二月對二零二一年經濟展望的4.2%的修訂大幅增加。疫苗在多個發達經濟體推行帶動增長，猶如美國推行大規模的財政措施刺激經濟。下個年度全球國民生產總值增長預期將為4.4%，但於二零二二年底之前的全球收入預期仍較危機爆發前少大約3萬億美元。3萬億美元相當於整個法國經濟的規模。

為應對2019冠狀病毒病疫情而迅速安排人民注射疫苗且透過有效公共健康策略控制感染的國家有望令經濟更快復甦。在美國，包括旅遊業在內的職位空缺數目上升。雖然眾多發達經濟體的注射疫苗比率正穩步上升，然而貧窮及新興國家的進度落後。除非每個人都得到保障，否則沒有人能受到保障。

由於2019冠狀病毒病狀況複雜且不斷發展，因此無法預測現階段對本集團營運之可能未來影響。冠狀病毒病爆發很可能對本集團之營運（包括其歐洲夥伴之生產及分銷能力）產生重大不利影響。不確定性持續不止加上未能控制疫情，可能會對本集團帶來各種負面後果，包括令本集團如期在中國及其他地區成功商業化Fortacin™之努力受到負面影響，並因而影響本集團之現金流量、銷售淨額、盈利能力及前景。

## REVIEW AND PROSPECTS

### 回顧及展望

It is therefore reasonable to assume that stock exchanges over the world will remain very volatile and shares may be subject to extraordinary swings. There is thus a risk that the price of the Company's shares might follow general market volatility, regardless of results and performance of the Group and decline significantly in value.

Unlike the Group's legacy investments in natural resources, the Group's healthcare, life sciences and wellness investments are far less sensitive to macro-economic fundamentals and fluctuations and remain its core focus.

With a streamlined focus and sensible capital structure, the Company remains excited about the future prospects for the Group and its shareholders and will: (i) continue to pursue the successful commercialisation of Fortacin™/Senstend™ as quickly as possible, with the OTC roll-out continuing, as well as in the remaining key markets of the US, China, Asia, Latin America and the Middle East; (ii) commercialise DLI's Young.AI mobile App and the Young.AI website, together with partnering with clinics, laboratories and insurance companies by offering its AgeMetric™ reports and access to its online platform; (iii) continue monitoring its investments in Venturex and West China; and (iv) continue with its existing strategy of pursuing strategic and value-led investments in the healthcare and life sciences sectors.

We wish to thank our shareholders for their continued support and our employees for their hard work in another challenging, but rewarding period.

因此有理由假設全球股票市場仍將會異常波動，股價大幅起伏。因此，不論本集團之業績及表現如何，本公司之股價仍有可能跟隨大市波動，價值因而大幅下跌。

與本集團過往於自然資源之投資不同，本集團於醫療保健、生命科學及健康投資對宏觀經濟之基本狀況及波動之敏感度低得多，並且仍是其核心焦點。

本公司的業務焦點經歷重整簡化，具備合理的資本架構，使本公司對本集團及其股東的未來前景興奮如昔，並將：(i) 隨著持續推出非處方藥後，繼續尋求Fortacin™/Senstend™於美國、中國、亞洲、拉丁美洲及中東等餘下主要市場盡快成功商業化；(ii) DLI之Young.AI流動應用程式及Young.AI網站商業化，以及透過提供AgeMetric™報告及網上平台與診所、實驗室及保險公司合作；(iii) 持續監察對Venturex及West China之投資；及(iv) 繼續落實於醫療保健及生命科學行業尋求策略性及價值主導投資之現有策略。

我們衷心感謝股東一直支持，亦感謝僱員在又一個充滿挑戰及回報之期間竭誠為本公司效力。



# MANAGEMENT'S DISCUSSION AND ANALYSIS OF THE GROUP'S PERFORMANCE

## 管理層對本集團業績之討論及分析

### MANAGEMENT'S DISCUSSION AND ANALYSIS OF THE GROUP'S PERFORMANCE

### 管理層對本集團業績之討論及分析

#### REVENUE AND PROFIT

#### 收入及溢利

The Group recorded a profit attributable to the shareholders of the Company of approximately US\$2.66 million for the six months ended 30 June 2021 (2020: loss of approximately US\$27.16 million).

截至二零二一年六月三十日止六個月，本集團錄得本公司股東應佔溢利約2,660,000美元（二零二零年：虧損約27,160,000美元）。

The main elements of the profit/(loss) are analysed as follows:

溢利／（虧損）之主要項目分析如下：

		For the six months ended 30 June 截至六月三十日止六個月			
		2021	2020	Increase/ (decrease) in absolute value	
		二零二一年	二零二零年	增加／（減少）	%
Notes		US\$ million	US\$ million	絕對值	%
附註		百萬美元	百萬美元	增加／（減少）	%
Milestone and royalty income	里程碑及專利 使用費收入	(i)	3.27	0.08	3,987.50
Corporate and other income	企業及其他收入		0.52	0.01	5,100.00
Fair value gain/(loss) on financial instruments	金融工具之公允價值 收益／（虧損）	(ii)	15.24	(1.10)	N/A 不適用
Amortisation of intangible assets	無形資產攤銷		(11.15)	(10.66)	4.60
R&D expenditure	研發開支	(iii)	(1.60)	(1.16)	37.93
G&A expenditure	一般及行政費用	(iv)	(3.77)	(2.66)	41.73
Impairment loss on an intangible asset	無形資產減值虧損		—	(13.30)	N/A 不適用
Finance costs	融資成本	(v)	(0.65)	(0.77)	(15.58)
Tax credit	稅項抵免	(vi)	0.80	2.40	(66.67)
<b>Total profit/(loss) attributable to shareholders of the Company</b>	<b>本公司股東應佔 溢利／（虧損）總額</b>		<b>2.66</b>	<b>(27.16)</b>	<b>N/A 不適用</b>

(i) The Group recorded a milestone payment of US\$3.20 million (before withholding tax) for the six months ended 30 June 2021 (2020: nil).

(i) 本集團於截至二零二一年六月三十日止六個月錄得里程碑付款3,200,000美元（除預扣稅前）（二零二零年：無）。

# MANAGEMENT'S DISCUSSION AND ANALYSIS OF THE GROUP'S PERFORMANCE

## 管理層對本集團業績之討論及分析

- (ii) The Group mainly recorded an unrealised marked-to-market gain on FAFVPL of approximately US\$12.18 million for the six months ended 30 June 2021 (2020: loss of approximately US\$1.10 million), which was due to the significant increase in the share price of Venturex during the period.
- (iii) The R&D expenditure increased by 37.93% to approximately US\$1.60 million for the six months ended 30 June 2021 from approximately US\$1.16 million for the six months ended 30 June 2020. This was mainly because the Phase II validation study of Fortacin™ in respect of the FDA approval process was postponed to 1H 2021 and it included the R&D expenditure incurred by Deep Longevity, which was acquired on 14 December 2020.
- (iv) The G&A expenditure increased by 41.73% to approximately US\$3.77 million for the six months ended 30 June 2021 from approximately US\$2.66 million for the six months ended 30 June 2020. The increase was due to the part reversal of the 30% salary and fees reduction that had been implemented during the COVID-19 pandemic and the inclusion of the G&A expenditure incurred by Deep Longevity which was acquired on 14 December 2020.
- (v) The finance costs decreased by 15.58% to approximately US\$0.65 million for the six months ended 30 June 2021 from approximately US\$0.77 million for the six months ended 30 June 2020. This was mainly because the principal amount of the Convertible Notes decreased to US\$2.65 million from US\$6.45 million on 28 December 2020, due to part conversion. Thus, the interest expenses on Convertible Notes for the six months ended 30 June 2021 was less when compared with the six months ended 30 June 2020.
- (vi) The tax credit decreased by 66.67% to approximately US\$0.80 million for the six months ended 30 June 2021 from approximately US\$2.40 million for the six months ended 30 June 2020. This was mainly because there was no impairment loss on the intangible asset, Fortacin™ for the six months ended 30 June 2021. However, there was an impairment loss of US\$13.30 million on the intangible asset, Fortacin™ for the six months ended 30 June 2020, which in turn, a corresponding tax credit of US\$1.33 million of the deferred tax liabilities arose.
- (ii) 本集團於截至二零二一年六月三十日止六個月錄得透過損益賬按公允價值處理之金融資產之未變現按市值計價收益約12,180,000美元(二零二零年：虧損約1,100,000美元)，是由於期內Venturex股價大幅上升所致。
- (iii) 研發開支由截至二零二零年六月三十日止六個月約1,160,000美元增加37.93%至截至二零二一年六月三十日止六個月約1,600,000美元。這主要是由於Fortacin™第二階段驗證研究於美國食品及藥品監督管理局之批准程序延誤至二零二一年上半年，以及其計入於二零二零年十二月十四日收購之Deep Longevity所產生的研發開支內。
- (iv) 一般及行政費用由截至二零二零年六月三十日止六個月約2,660,000美元增加41.73%至截至二零二一年六月三十日止六個月約3,770,000美元。有關增加之原因是在2019冠狀病毒病疫情期間實行削減薪金及費用30%之部分撥回，以及計入於二零二零年十二月十四日收購之Deep Longevity所產生的一般及行政費用。
- (v) 融資成本由截至二零二零年六月三十日止六個月約770,000美元減少15.58%至截至二零二一年六月三十日止六個月約650,000美元。這主要是由於部分兌換而導致可換股票據本金額由二零二零年十二月二十八日的6,450,000美元減少至2,650,000美元。因此，截至二零二一年六月三十日止六個月之可換股票據利息開支較截至二零二零年六月三十日止六個月少。
- (vi) 稅項抵免由截至二零二零年六月三十日止六個月約2,400,000美元減少66.67%至截至二零二一年六月三十日止六個月約800,000美元。這主要是由於截至二零二一年六月三十日止六個月概無無形資產Fortacin™之減值虧損。然而，截至二零二零年六月三十日止六個月無形資產Fortacin™的減值虧損為13,300,000美元，因此產生遞延稅項負債之相應稅項抵免1,330,000美元。

# MANAGEMENT'S DISCUSSION AND ANALYSIS OF THE GROUP'S PERFORMANCE

## 管理層對本集團業績之討論及分析

### FINANCIAL POSITION

Shareholders' equity increased by 6.27% to approximately US\$53.46 million as at 30 June 2021 from approximately US\$50.31 million as at 31 December 2020. The increase was mainly due to the profit attributable to shareholders of the Company of approximately US\$2.66 million for the six months ended 30 June 2021.

The Group's assets also comprised: (i) intangible assets of approximately US\$61.27 million, being Fortacin™ and the intellectual properties (Longevity); (ii) listed and unlisted investments of approximately US\$14.68 million; (iii) cash and bank balances of approximately US\$1.44 million; (iv) trade receivables of approximately US\$21,000; (v) derivative financial instruments of approximately US\$3.05 million; and (vi) property, plant and equipment and other receivables of approximately US\$1.46 million.

The Group's liabilities comprised: (i) deferred tax liabilities of approximately US\$6.22 million; (ii) payables and accruals of approximately US\$4.66 million; (iii) Convertible Notes (liability portion) of approximately US\$2.13 million; (iv) tax payable of approximately US\$3.59 million; (v) shareholder's loans of approximately US\$10.83 million; (vi) long-term and short-term lease liabilities of approximately US\$0.99 million; and (vii) long-term and short-term bank borrowings of approximately US\$43,000.

### STRATEGIC PLAN

The Board and the Company's senior management play an active role in the Company's strategy development and planning process. The CEO regularly interacts with the Board in respect of the strategic plan and direction of the Company, during which an agreed approach for the Company to generate and preserve its long-term value was determined, while agreeing shorter term priorities and objectives. In addition, the risks associated with the current operations and strategy of the Company are currently being tested by way of an internal audit process conducted through an independent service provider, with the aim of identifying ways in which the Company can better identify and manage its risks.

### 財務狀況

股東權益由二零二零年十二月三十一日約50,310,000美元增加6.27%至二零二一年六月三十日約53,460,000美元。增加主要由於截至二零二一年六月三十日止六個月之本公司股東應佔溢利約2,660,000美元所致。

本集團之資產亦包括：(i)無形資產約61,270,000美元(即Fortacin™)及知識產權(Longevity)；(ii)上市及非上市投資約14,680,000美元；(iii)現金及銀行結餘約1,440,000美元；(iv)應收貿易賬款約21,000美元；(v)衍生金融工具約3,050,000美元；及(vi)物業、廠房及設備及其他應收款項約1,460,000美元。

本集團之負債包括(i)遞延稅項負債約6,220,000美元；(ii)應付款項及應計賬款約4,660,000美元；(iii)可換股票據(負債部分)約2,130,000美元；(iv)應付稅項約3,590,000美元；(v)股東貸款約10,830,000美元；(vi)長期及短期租賃負債約990,000美元；及(vii)長期及短期銀行借貸約43,000美元。

### 策略計劃

董事會及本公司高級管理層在本公司之策略發展及規劃過程中擔當積極角色。行政總裁與董事會定期就本公司策略計劃及方向進行互動，並透過互動為本公司定出一個各方同意之方向，締造及保存其長遠價值，同時協定短期之優先次序及目標。此外，與本公司現有營運及策略有關之風險目前正透過一名獨立服務供應商進行之內部審核程序作出測試，旨在識別本公司可更好識別及管理其風險之方法。

# MANAGEMENT'S DISCUSSION AND ANALYSIS OF THE GROUP'S PERFORMANCE

## 管理層對本集團業績之討論及分析

In order to generate or preserve value over the longer term, the Group is committed to:

- the divestment of non-core assets and investments to enable the Company to pursue growth and opportunistic investments in the life sciences sector;
- utilising international and local expertise to tackle difficult markets, deliver results and achieve global recognition; and
- employing the Company's Hong Kong listing through strong liquidity and access to international capital markets, together with maintaining our corporate governance and social responsibility standards in line with the policies set down by the Stock Exchange and best practice.

The Company is committed to creating shareholder value and returns through accretive acquisitions and returning surplus capital to shareholders by way of an effective dividend policy and share repurchase programme.

### FUNDING

As at 30 June 2021, the Group had approximately US\$1.44 million in cash that represented 2.69% of its total shareholders' equity, which does not take into account the Group's holding of securities of FAFVPL that amounted to approximately US\$14.68 million.

### GEARING RATIO

As at 30 June 2021, the gearing ratio (being long-term debts over total equity and long-term debts) was approximately 20.19% (31 December 2020: 21.23%).

### MANAGEMENT OF RISK

The most significant risks affecting the profitability and viability in respect of the Group is the Group's interest in Plethora and the continued success and revenue derived from its listed equity portfolio.

為締造或保存長遠價值，本集團承諾：

- 出售非核心資產及投資，可讓本公司尋求於生命科學領域之增長及投資機會；
- 利用國際及當地專家處理棘手市場、創造佳績及獲得全球認可；及
- 利用本公司之香港上市地位以強大之流動資金及進入國際資本市場，並按照聯交所制定之政策及最佳慣例維持企業管治及社會責任標準等方式。

本公司致力於透過增值收購及以有效股息政策及股份購回計劃向股東退還盈餘股本之方式締造股東價值及回報。

### 資金

於二零二一年六月三十日，本集團持有現金約1,440,000美元，佔股東權益總額2.69%，當中並未計算本集團持有價值約14,680,000美元之透過損益賬按公允價值處理之金融資產之證券。

### 資本負債比率

於二零二一年六月三十日，資本負債比率(即長期債務除以總權益加長期債務總和之比率)約為20.19%(二零二零年十二月三十一日：21.23%)。

### 風險管理

對本集團之盈利能力與發展能力造成最深遠影響之風險是本集團於Plethora之權益以及上市股權組合之持續成功及產生的收益。

# MANAGEMENT'S DISCUSSION AND ANALYSIS OF THE GROUP'S PERFORMANCE

## 管理層對本集團業績之討論及分析

### CONTINGENT LIABILITIES

The Group had no material contingent liabilities as at 30 June 2021.

### CHANGES SINCE 30 JUNE 2021

Saved as disclosed in this interim report, there were no significant changes in the Group's financial position and from the information disclosed under "Management's Discussion and Analysis of the Group's Performance" in the interim financial report for the six months ended 30 June 2021.

### EMPLOYEES

The Group, including subsidiaries but excluding an associate, employed 32 employees at 30 June 2021 (2020: 19 employees), with the increase coming from the acquisition of DLI. The remuneration policy is to reward key employees by a combination of salaries, profit related discretionary bonuses and share options, where appropriate. For employees below Board level, remuneration will be determined by the Director(s) responsible for the division whilst, for Directors, remuneration is determined by the Remuneration Committee. In all cases, profit related discretionary bonuses and grants of share options will be agreed by the Remuneration Committee.

### 或然負債

本集團於二零二一年六月三十日並無重大或然負債。

### 自二零二一年六月三十日起之變動

除本中期報告所披露者外，本集團之財務狀況及於截至二零二一年六月三十日止六個月之本中期財務報告中「管理層對本集團業績之討論及分析」項下所披露之資料概無重大變動。

### 僱員

本集團(包括附屬公司，但不包括聯營公司)於二零二一年六月三十日共有32名僱員(二零二零年：19名僱員)，增加乃來自收購DLI所致。薪酬政策乃向主要僱員發放包含薪金、溢利相關之酌情花紅及購股權(如適用)之薪酬待遇。董事級別以下之僱員，其薪酬由負責有關部門之董事釐定，而董事之酬金則由薪酬委員會釐定。在任何情況下，溢利相關之酌情花紅及授出購股權須獲薪酬委員會同意。



# CONDENSED CONSOLIDATED STATEMENT OF COMPREHENSIVE INCOME

## 簡明綜合全面收益表

For the six months ended 30 June 2021 截至二零二一年六月三十日止六個月

		(Unaudited) (未經審核)	
		For the six months ended 30 June 截至六月三十日止六個月	
		2021 二零二一年	2020 二零二零年
		US\$'000 千美元	US\$'000 千美元
	Notes 附註		
Revenue:	收益：		
Milestone and royalty income	里程碑及專利使用費收入	3,274	85
Corporate investment income	企業投資收入	54	(33)
Other income	其他收入	469	46
		<b>3,797</b>	98
Fair value gain/(loss) on financial instruments	金融工具公允價值收益／(虧損)	15,240	(1,095)
Total income and fair value gain/(loss) on financial instruments	總收入及金融工具公允價值收益／(虧損)	<b>19,037</b>	(997)
Expenses:	支出：		
Employee benefit expenses	僱員福利費用	(2,882)	(1,726)
Rental and office expenses	租金及辦公室費用	(300)	(359)
Information and technology expenses	資訊及科技費用	(82)	(78)
Marketing costs and commissions	市場推廣費用及佣金	(42)	(39)
Professional and consulting fees	專業及諮詢費用	(240)	(218)
Research and development expenses	研發開支	(1,597)	(1,155)
Amortisation of intangible assets	無形資產攤銷	(11,151)	(10,657)
Other operating expenses	其他營運支出	(240)	(251)
Operating profit/(loss)	營運溢利／(虧損)	<b>2,503</b>	(15,480)
Impairment loss on an intangible asset (Fortacin™)	無形資產減值虧損 (Fortacin™)	—	(13,300)
Finance costs	融資成本	(645)	(772)
Profit/(loss) before taxation	除稅前溢利／(虧損)	<b>1,858</b>	(29,552)
Tax credit	稅項抵免	803	2,396
Profit/(loss) for the period	本期間溢利／(虧損)	<b>2,661</b>	(27,156)

# CONDENSED CONSOLIDATED STATEMENT OF COMPREHENSIVE INCOME

## 簡明綜合全面收益表

For the six months ended 30 June 2021 截至二零二一年六月三十日止六個月

		(Unaudited) (未經審核)	
		For the six months ended 30 June 截至六月三十日止六個月	
		2021 二零二一年	2020 二零二零年
		US\$'000 千美元	US\$'000 千美元
Notes 附註			
<b>Other comprehensive income Item that will not be reclassified subsequently to profit or loss:</b>	<b>其他全面收入 其後不會重新分類至 損益之項目：</b>		
Change in fair value of financial assets at fair value through other comprehensive income	按公允價值計入其他全面收入 之金融資產之 公允價值變動	166	—
<b>Item that may be reclassified subsequently to profit or loss:</b>	<b>其後可能重新分類至 損益之項目：</b>		
Exchange gains on translation of financial statements of foreign operations	換算海外業務財務報表 之匯兌收益	25	17
Other comprehensive income for the period, before and net of tax	本期間其他全面收入， 扣除稅項前及後	191	17
<b>Total comprehensive income for the period</b>	<b>本期間全面收入總額</b>	<b>2,852</b>	(27,139)
<b>Profit/(loss) for the period attributable to:</b>	<b>以下應佔本期間溢利/(虧損)：</b>		
Shareholders of the Company	本公司股東	2,661	(27,155)
Non-controlling interests	非控股權益	—	(1)
		<b>2,661</b>	(27,156)
<b>Total comprehensive income attributable to:</b>	<b>以下應佔全面收入總額：</b>		
Shareholders of the Company	本公司股東	2,852	(27,138)
Non-controlling interests	非控股權益	—	(1)
		<b>2,852</b>	(27,139)
<b>Earnings/(loss) per share attributable to shareholders of the Company during the period</b>	<b>本公司股東應佔本期間 之每股盈利/(虧損)</b>	7	
		US cent 美仙	US cents 美仙
– Basic	– 基本	0.111	(1.478)
– Diluted	– 攤薄	0.110	(1.478)
		HK cent 港仙	HK cents 港仙
– Basic	– 基本	0.862	(11.471)
– Diluted	– 攤薄	0.854	(11.471)

# CONDENSED CONSOLIDATED STATEMENT OF FINANCIAL POSITION

## 簡明綜合財務狀況表

As at 30 June 2021 於二零二一年六月三十日

			(Unaudited) (未經審核)	(Audited) (經審核)
			30 June 2021	31 December 2020
			二零二一年 六月三十日	二零二零年 十二月三十一日
		Notes 附註	US\$'000 千美元	US\$'000 千美元
<b>ASSETS AND LIABILITIES</b>	<b>資產及負債</b>			
<b>Non-current assets</b>	<b>非流動資產</b>			
Property, plant and equipment	物業、廠房及設備	8	980	1,208
Intangible assets	無形資產	9	61,266	72,418
Interest in an associate	於一間聯營公司之權益		1	1
Financial assets at fair value through other comprehensive income	按公允價值計入其他全面收入之金融資產		—	—
			<b>62,247</b>	<b>73,627</b>
<b>Current assets</b>	<b>流動資產</b>			
Financial assets at fair value through profit or loss	透過損益賬按公允價值處理之金融資產		14,682	2,509
Trade receivables	應收貿易賬款	10	21	434
Prepayments, deposits and other receivables	預付款項、按金及其他應收款項		481	1,041
Derivative financial instruments	衍生金融工具		3,046	—
Cash and bank balances	現金及銀行結餘		1,440	2,699
			<b>19,670</b>	<b>6,683</b>
<b>Current liabilities</b>	<b>流動負債</b>			
Trade payables, deposits received, accruals and other payables	應付貿易賬款、已收按金、應計賬款及其他應付款項	11	(4,656)	(4,848)
Bank borrowings	銀行借貸	14	(9)	(5)
Lease liabilities	租賃負債		(457)	(448)
Tax payable	應付稅項		(3,594)	(3,804)
			<b>(8,716)</b>	<b>(9,105)</b>
<b>Net current assets/(liabilities)</b>	<b>流動資產/(負債)淨值</b>		<b>10,954</b>	<b>(2,422)</b>
<b>Total assets less current liabilities</b>	<b>資產總值減流動負債</b>		<b>73,201</b>	<b>71,205</b>

# CONDENSED CONSOLIDATED STATEMENT OF FINANCIAL POSITION

## 簡明綜合財務狀況表

As at 30 June 2021 於二零二一年六月三十日

			(Unaudited) (未經審核)	(Audited) (經審核)
			30 June 2021	31 December 2020
			二零二一年 六月三十日	二零二零年 十二月三十一日
		Notes 附註	US\$'000 千美元	US\$'000 千美元
<b>Non-current liabilities</b>	<b>非流動負債</b>			
Bank borrowings	銀行借貸	14	(34)	(39)
Lease liabilities	租賃負債		(530)	(762)
Convertible notes	可換股票據	15	(2,128)	(1,947)
Shareholder's loans	股東貸款	16	(10,828)	(10,807)
Deferred tax liabilities	遞延稅項負債		(6,222)	(7,345)
			(19,742)	(20,900)
<b>NET ASSETS</b>	<b>資產淨值</b>		<b>53,459</b>	50,305
<b>EQUITY</b>	<b>權益</b>			
<b>Capital and reserves attributable to shareholders of the Company</b>	<b>本公司股東應佔資本及儲備</b>			
Share capital	股本	13	23,994	23,994
Reserves	儲備		29,465	26,311
<b>TOTAL EQUITY</b>	<b>權益總額</b>		<b>53,459</b>	50,305
NAV per share:	每股資產淨值：			
– US cents	– 美仙		2.228	2.097
– HK cents	– 港仙		17.304	16.260

# CONDENSED CONSOLIDATED STATEMENT OF CHANGES IN EQUITY

## 簡明綜合權益變動表

For the six months ended 30 June 2021 截至二零二一年六月三十日止六個月

		Equity attributable to shareholders of the Company 本公司股東應佔權益									Total equity
		Share capital	Accumulated losses*	Share premium*	Convertible notes equity reserve*	Investment revaluation reserve*	Share-based payment reserve*	Capital redemption reserve*	Statutory and other reserves*	Foreign currency exchange reserve*	
		股本	累計虧損*	股份溢價*	可換股票據權益儲備*	投資重估儲備*	為基礎的付款儲備*	股本贖回儲備*	法定及其他儲備*	外幣匯兌儲備*	權益總額
2021		US\$'000	US\$'000	US\$'000	US\$'000	US\$'000	US\$'000	US\$'000	US\$'000	US\$'000	US\$'000
二零二一年		千美元	千美元	千美元	千美元	千美元	千美元	千美元	千美元	千美元	千美元
At 1 January 2021	於二零二一年一月一日	23,994	(276,818)	292,061	1,092	(1,707)	95	8,228	215	3,145	50,305
<b>Profit for the period</b>	<b>期內溢利</b>	-	2,661	-	-	-	-	-	-	-	2,661
<b>Other comprehensive income</b>	<b>其他全面收入</b>										
Foreign currency translation adjustment	外幣換算調整	-	-	-	-	-	-	-	-	25	25
Change in fair value of financial assets at fair value through other comprehensive income (Note)	按公允價值計入其他全面收入之金融資產之公允價值變動(附註)	-	-	-	-	166	-	-	-	-	166
<b>Total comprehensive income for the period</b>	<b>期內全面收入總額</b>	-	2,661	-	-	166	-	-	-	25	2,852
Equity settled share-based payment transactions (note 23)	以權益結算的股份付款交易(附註23)	-	-	-	-	-	302	-	-	-	302
Share options lapsed	購股權失效	-	6	-	-	-	(6)	-	-	-	-
Transfer of cumulative loss on disposal of equity investment at fair value through other comprehensive income (note)	將出售按公允價值計入其他全面收入之股本投資的累計虧損轉撥(附註)	-	(41)	-	-	41	-	-	-	-	-
		-	(35)	-	-	41	296	-	-	-	302
At 30 June 2021	於二零二一年六月三十日	23,994	(274,192)	292,061	1,092	(1,500)	391	8,228	215	3,170	53,459

\* As at 30 June 2021, the total of these reserves amount to a surplus of US\$29,465,000 (31 December 2020: US\$26,311,000).

\* 於二零二一年六月三十日，該等儲備金額合共盈餘約29,465,000美元(二零二零年十二月三十一日：26,311,000美元)。

Note:

During the six months ended 30 June 2021, the Group sold its equity interest in one of its listed securities with a fair value of approximately US\$166,000 for a cash consideration of approximately US\$166,000, as the Directors considered to continue focusing on investing in operating businesses that had a potential to generate near term cashflow in the Biopharma sector and accordingly, disposed of this investment. The cumulative losses of approximately US\$41,000 was recognised under other comprehensive income, which was transferred to accumulated losses.

附註：

截至二零二一年六月三十日止六個月，本集團以現金代價約166,000美元出售公允價值約為166,000美元之其中一項上市證券股權。由於本公司董事考慮繼續專注於投資生物醫藥領域中具有產生近期現金流潛力的經營業務，故出售了該項投資。於其他全面收入確認的累計虧損約為41,000美元，並已轉撥至累計虧損。

# CONDENSED CONSOLIDATED STATEMENT OF CHANGES IN EQUITY

## 簡明綜合權益變動表

For the six months ended 30 June 2021 截至二零二一年六月三十日止六個月

		Equity attributable to shareholders of the Company 本公司股東應佔權益										
		Share capital	Accumulated losses*	Share premium*	Convertible notes equity reserve*	Investment revaluation reserve*	Capital redemption reserve*	Statutory and other reserves*	Foreign currency exchange reserve*	Total	Non-controlling interests	Total equity
		股本	累計虧損*	股份溢價*	可換股票據權益儲備*	投資重估儲備*	股本贖回儲備*	法定及其他儲備*	外幣匯兌儲備*	總計	非控股權益	權益總額
		US\$'000	US\$'000	US\$'000	US\$'000	US\$'000	US\$'000	US\$'000	US\$'000	US\$'000	US\$'000	US\$'000
		千美元	千美元	千美元	千美元	千美元	千美元	千美元	千美元	千美元	千美元	千美元
2020												
二零二零年												
At 1 January 2020	於二零二零年一月一日	18,372	(252,423)	283,534	2,657	(1,707)	8,228	215	3,627	62,503	1	62,504
Loss for the period	期內虧損	—	(27,155)	—	—	—	—	—	—	(27,155)	(1)	(27,156)
Other comprehensive income	其他全面收入											
Foreign currency translation adjustment	外幣換算調整	—	—	—	—	—	—	—	17	17	—	17
Total comprehensive income for the period	期內全面收入總額	—	(27,155)	—	—	—	—	—	17	(27,138)	(1)	(27,139)
At 30 June 2020	於二零二零年六月三十日	18,372	(279,578)	283,534	2,657	(1,707)	8,228	215	3,644	35,365	—	35,365

# CONDENSED CONSOLIDATED STATEMENT OF CASH FLOWS

## 簡明綜合現金流量表

For the six months ended 30 June 2021 截至二零二一年六月三十日止六個月

		(Unaudited) (未經審核)	
		For the six months ended 30 June 截至六月三十日止六個月	
		2021 二零二一年	2020 二零二零年
		US\$'000 千美元	US\$'000 千美元
Notes 附註			
<b>Cash flows from operating activities: 經營活動之現金流量：</b>			
	Profit/(loss) before taxation 除所得稅前溢利／(虧損)	1,858	(29,552)
	Adjustments for: 就下列各項作出調整：		
	Amortisation of intangible assets 無形資產攤銷	11,151	10,657
	Impairment loss on an intangible asset 無形資產減值虧損	9	13,300
	Unrealised gain on derivative financial instruments 衍生金融工具之未變現收益	4(a) (3,046)	—
	Unrealised (gain)/loss on financial assets at fair value through profit or loss 透過損益賬按公允價值處理之金融資產之未變現(收益)／虧損	4(a) (12,175)	1,095
	Finance costs 融資成本	5 645	772
	Equity-settled share-based payment expenses 以權益結算的股份付款開支	23 302	—
	Other net changes in working capital 其他營運資本變動淨額	862	(188)
	Cash used in operations 經營所用現金	(403)	(3,916)
	Income tax paid 已付所得稅	(320)	—
	<b>Net cash used in operating activities 經營活動所用現金淨額</b>	<b>(723)</b>	<b>(3,916)</b>
<b>Cash flows from investing activities: 投資活動之現金流量：</b>			
	Purchase of property, plant and equipment 購入物業、廠房及設備	8 (22)	(1)
	Purchase of financial assets at fair value through profit or loss 購入透過損益賬按公允價值處理之金融資產	(95)	—
	Proceeds from disposal of financial assets at fair value through other comprehensive income 出售透過其他全面收入按公允價值處理之金融資產所得款項	166	—
	<b>Net cash generated from/ (used in) investing activities 投資活動所得／(所用)之現金淨額</b>	<b>49</b>	<b>(1)</b>

# CONDENSED CONSOLIDATED STATEMENT OF CASH FLOWS

## 簡明綜合現金流量表

For the six months ended 30 June 2021 截至二零二一年六月三十日止六個月

		(Unaudited) (未經審核)	
		For the six months ended 30 June 截至六月三十日止六個月	
		2021 二零二一年	2020 二零二零年
Notes 附註		US\$'000 千美元	US\$'000 千美元
<b>Cash flows from financing activities: 融資活動之現金流量：</b>			
	Repayment of bank borrowings 償還銀行借貸	(1)	—
	Proceeds from shareholder's loans 股東貸款之所得款項	—	4,303
	Proceeds from bank borrowings 銀行借貸之所得款項	—	40
	Interest paid on bank borrowings (note) 已付銀行借貸之利息(附註)	—	—
	Interest paid on shareholder's loans 已付股東貸款之利息	—	(89)
	Interest paid on Convertible Notes 已付可換股票據之利息	(254)	(91)
	Principal element of lease payments 租賃款項之本金部分	(222)	(302)
	Interest element of lease payments 租賃款項之利息部分	(40)	(6)
<b>Net cash (used in)/generated from financing activities</b>	<b>融資活動(所用)／所得之現金淨額</b>	<b>(517)</b>	<b>3,855</b>
	Net decrease in cash and cash equivalents 現金及現金等價物減少淨額	<b>(1,191)</b>	<b>(62)</b>
	Cash and cash equivalents at the beginning of the period 期初之現金及現金等價物	<b>2,699</b>	<b>206</b>
	Effect of foreign currency fluctuations 外幣波動之影響	<b>(68)</b>	<b>17</b>
<b>Cash and cash equivalents at the end of the period</b>	<b>期終之現金及現金等價物</b>	<b>1,440</b>	<b>161</b>
<b>Analysis of balances of cash and cash equivalents:</b>			
	Cash and bank balances 現金及銀行結餘	<b>1,440</b>	<b>161</b>

Note: The interest paid on bank borrowings for the six months ended 30 June 2021 is less than US\$1,000 (2020: nil).

附註：截至二零二一年六月三十日止六個月已付銀行借貸之利息少於1,000美元(二零二零年：無)。



# NOTES TO THE INTERIM FINANCIAL REPORT

## 中期財務報告附註

For the six months ended 30 June 2021 截至二零二一年六月三十日止六個月

### 1. GENERAL INFORMATION AND BASIS OF PREPARATION

The Company was incorporated in the Cayman Islands with limited liability. Its registered office is at P.O. Box 309, Ugland House, Grand Cayman, KY1-1104, Cayman Islands. The Company's shares are listed on the Stock Exchange and are also traded on the Open Market (Freiverkehr) of the Frankfurt Stock Exchange.

Pursuant to a special resolution duly passed at the annual general meeting of the Company held on 28 May 2021, the name of the Company was changed to "Endurance RP Limited" from "Regent Pacific Group Limited" with effect from 18 June 2021. The change of the name of the Company in Chinese for identification purpose to "壽康集團有限公司" from "勵晶太平洋集團有限公司" also became effective on 18 June 2021.

The Company is engaged in investment holding, and the principal activities of the Group consist of investments in biopharma companies and other corporate investments.

The interim financial statements have been prepared in accordance with the applicable disclosure requirements of Appendix 16 to the Listing Rules and HKAS 34 "Interim Financial Reporting" issued by the HKICPA. The interim financial statements were authorised for issue on 27 August 2021.

The accounting policies used in the preparation of the interim financial statements are consistent with those used in the annual financial statements for the year ended 31 December 2020, except for the adoption of the HKFRS(s) (which include individual HKFRSs, HKASs and interpretations) effective for the first time for periods beginning on or after 1 January 2021 as disclosed in note 2 to the interim financial statements.

The interim financial statements do not include all the information and disclosures required in the annual financial statements and should be read in conjunction with the Group's annual financial statements for the year ended 31 December 2020.

### 1. 一般資料及編製基準

本公司於開曼群島註冊成立為有限責任公司，其註冊辦事處位於P.O. Box 309, Ugland House, Grand Cayman, KY1-1104, Cayman Islands。本公司之股份於聯交所上市，亦於法蘭克福證券交易所公開市場(Freiverkehr)買賣。

根據本公司於二零二一年五月二十八日舉行的股東週年大會上正式通過的特別決議案，本公司名稱已由「Regent Pacific Group Limited」改為「Endurance RP Limited」，自二零二一年六月十八日起生效。而本公司供識別之用之中文名稱亦由「勵晶太平洋集團有限公司」改為「壽康集團有限公司」，自二零二一年六月十八日起生效。

本公司從事投資控股，而本集團之主要業務則包括投資於生物醫藥公司及其他企業。

中期財務報表已根據上市規則附錄十六之適用披露規定，以及香港會計師公會頒佈之香港會計準則第34號「中期財務報告」編製。中期財務報表已於二零二一年八月二十七日獲授權刊發。

編製中期財務報表所使用之會計政策與截至二零二零年十二月三十一日止年度之年度財務報表所使用者一致，惟中期財務報表附註2所披露之採納於二零二一年一月一日或之後期間首次生效之香港財務報告準則(包括個別香港財務報告準則、香港會計準則及詮釋)除外。

中期財務報表並不包括年度財務報表所須呈報之全部資料及披露，應與本集團截至二零二零年十二月三十一日止年度之年度財務報表一併閱讀。

# NOTES TO THE INTERIM FINANCIAL REPORT

## 中期財務報告附註

For the six months ended 30 June 2021 截至二零二一年六月三十日止六個月

### 1. GENERAL INFORMATION AND BASIS OF PREPARATION (CONTINUED)

In preparing the interim financial statements, the significant judgements made by the management in applying the Group's accounting policies and the key sources of estimation uncertainty were the same as those applied to its 2020 annual financial statements.

### 2. ADOPTION OF NEW OR REVISED HKFRSS

In the current period, the Group has applied for the first time the following amendments to HKFRSs issued by the HKICPA, which are relevant to and effective for the Group's financial statements for the annual period beginning on 1 January 2021:

Amendments to HKAS 39, HKFRS 4, HKFRS 7, HKFRS 9 and HKFRS 16	Interest Rate Benchmark Reform – Phase 2
--	---

#### Amendments to HKAS 39, HKFRS 4, HKFRS 7, HKFRS 9 and HKFRS 16, Interest Rate Benchmark Reform – Phase 2

The amendments address issues that might affect financial reporting when a company replaces the old interest rate benchmark with an alternative benchmark rate as a result of the interest rate benchmark reform (the “**Reform**”). The amendments complement those issued in November 2019 and relate to (a) changes to contractual cash flows in which an entity will not have to derecognise or adjust the carrying amount of financial instruments for changes required by the Reform, but will instead update the effective interest rate to reflect the change to the alternative benchmark rate; (b) hedge accounting in which an entity will not have to discontinue its hedge accounting solely because it makes changes required by the Reform, if the hedge meets other hedge accounting criteria; and (c) disclosures in which an entity will be required to disclose information about new risks arising from the Reform and how it manages the transition to alternative benchmark rates.

### 1. 一般資料及編製基準(續)

在編製中期財務報表時，管理層於應用本集團會計政策時所作出的重大判斷以及估計不確定因素的主要來源應與其二零二零年年度財務報表所應用者相同。

### 2. 採納新訂或經修訂香港財務報告準則

本集團於本期間已首次採用以下由香港會計師公會頒佈，並有關本集團之財務報表及於二零二一年一月一日開始之年度生效之香港財務報告準則(修訂本)：

香港會計準則第39號、 香港財務報告準則第4號、 香港財務報告準則第7號、 香港財務報告準則第9號及 香港財務報告準則第16號 (修訂本)	利率基礎 改革— 第二階段
--	---------------------

#### 香港會計準則第39號、香港財務報告準則第4號、香港財務報告準則第7號、香港財務報告準則第9號及香港財務報告準則第16號(修訂本) – 利率基礎改革 – 第二階段

該等修訂解決因利率基準改革(「**改革**」)而導致公司以替代基準利率取代舊利率基準時可能影響財務報告的問題。該等修訂與二零一九年十一月發佈的修訂相輔相成，涉及(a)合約現金流變動，實體毋須因改革所要求的變動而終止確認或調整金融工具的賬面金額，而是更新實際利率以反映替代基準利率的變動；(b)對沖會計法，倘對沖符合其他對沖會計標準，實體毋須純粹因改革所要求的變動而終止其對沖會計法；及(c)披露資料，實體須披露關於改革所帶來的新風險的資料，以及如何管理向替代基準利率的過渡。

# NOTES TO THE INTERIM FINANCIAL REPORT

## 中期財務報告附註

For the six months ended 30 June 2021 截至二零二一年六月三十日止六個月

### 2. ADOPTION OF NEW OR REVISED HKFRSS

(CONTINUED)

The adoption of the amendments did not have any significant impact on the financial performance and financial position of the Group.

At the date of authorisation of these financial statements, the following new or revised HKFRSSs potentially relevant to the Group's financial statements, that have been published but are not yet effective and have not been adopted early by the Group:

Amendments to HKAS 1 and HK Interpretation 5 (2020)	Classification of Liabilities as Current or Non-current and Presentation of Financial Statements – Classification by the Borrower of a Term Loan that Contains a Repayment on Demand Clause <sup>4</sup>
Amendments to HKAS 1 and HKFRS Practice Statement 2	Disclosure of Accounting Policies <sup>4</sup>
Amendments to HKAS 8	Definition of Accounting Estimates <sup>4</sup>
Amendments to HKAS 12	Deferred Tax related to Assets and Liabilities arising from a Single Transaction <sup>4</sup>
Amendments to HKAS 16	Proceeds before Intended Use <sup>2</sup>
Amendments to HKAS 37	Onerous Contracts – Cost of Fulfilling a Contract <sup>2</sup>
Amendments to HKFRS 3	Reference to the Conceptual Framework <sup>3</sup>
Amendment to HKFRS 16	COVID-19-Related Rent Concessions beyond 30 June 2021 <sup>1</sup>
Amendments to HKFRS 10 and HKAS 28	Sale or Contribution of Assets between an Investor and its Associate or Joint Venture <sup>5</sup>
Annual Improvements to HKFRSs 2018 – 2020 <sup>2</sup>	

### 2. 採納新訂或經修訂香港財務報告準則 (續)

採納該等修訂並無對本集團的財務表現及財務狀況造成任何重大影響。

於此等財務報表授權日期，以下可能與本集團財務報表有關之若干新訂或經修訂香港財務報告準則已刊發但尚未生效，本集團亦無提早採納：

香港會計準則第1號及香港詮釋第5號 (二零二零年) (修訂本)	流動或非流動負債分類及財務報表的呈列 – 借款人對包含按要求償還條款的定期貸款的分類的修訂 <sup>4</sup>
香港會計準則第1號及香港財務報告準則實務報告第2號 (修訂本)	會計政策之披露 <sup>4</sup>
香港會計準則第8號 (修訂本)	會計估計之定義 <sup>4</sup>
香港會計準則第12號 (修訂本)	與單一交易產生的資產及負債相關的遞延稅項 <sup>4</sup>
香港會計準則第16號 (修訂本)	擬定用途前之所得款項 <sup>2</sup>
香港會計準則第37號 (修訂本)	有償合約 – 履行合約成本 <sup>2</sup>
香港財務報告準則第3號 (修訂本)	概念框架之提述 <sup>3</sup>
香港財務報告準則第16號 (修訂本)	二零二一年六月三十日後2019冠狀病毒病相關租金寬免 <sup>1</sup>
香港財務報告準則第10號及香港會計準則第28號 (修訂本)	投資者與其聯營公司或合營企業之間的資產出售或注資 <sup>5</sup>
香港財務報告準則二零一八年至二零二零年之年度改進 <sup>2</sup>	

# NOTES TO THE INTERIM FINANCIAL REPORT

## 中期財務報告附註

For the six months ended 30 June 2021 截至二零二一年六月三十日止六個月

### 2. ADOPTION OF NEW OR REVISED HKFRSS

(CONTINUED)

- 1 Effective for annual periods beginning on or after 1 April 2021.
- 2 Effective for annual periods beginning on or after 1 January 2022.
- 3 Effective for business combinations for which the date of acquisition is on or after the beginning on or after 1 January 2022.
- 4 Effective for annual periods beginning on or after 1 January 2023.
- 5 The amendments shall be applied prospectively to the sale or contribution of assets occurring in annual periods beginning on or after a date to be determined.

#### Amendments to HKAS 1, Classification of Liabilities as Current or Non-current and HK Interpretation 5 (2020), Presentation of Financial Statements – Classification by the Borrower of a Term Loan that Contains a Repayment on Demand Clause

The amendments clarify that the classification of liabilities as current or non-current is based on rights that are in existence at the end of the reporting period, specify that classification is unaffected by expectations about whether an entity will exercise its right to defer settlement of a liability and explain that rights are in existence if covenants are complied with at the end of the reporting period. The amendments also introduce a definition of “settlement” to make clear that settlement refers to the transfer to the counterparty of cash, equity instruments, other assets or services.

HK Interpretation 5 (2020) was revised as a consequence of the Amendments to HKAS 1 issued in August 2020. The revision to HK Interpretation 5 (2020) updates the wordings in the interpretation to align with the Amendments to HKAS 1 with no change in conclusion and do not change the existing requirements.

### 2. 採納新訂或經修訂香港財務報告準則(續)

- 1 於二零二一年四月一日或之後開始之年度期間生效。
- 2 於二零二二年一月一日或之後開始之年度期間生效。
- 3 於二零二二年一月一日或之後開始的收購日期的企業合併生效。
- 4 於二零二三年一月一日或之後開始之年度期間生效。
- 5 該等修訂本應適用於在待定日期或之後開始的年度期間發生的資產出售或出資。

#### 香港會計準則第1號—流動或非流動負債分類及香港詮釋第5號(二零二零年)(修訂本)—財務報表的呈列—借款人對包含按要求償還條款的定期貸款的分類的修訂

該等修訂闡明，將負債分類為流動或非流動是基於報告期末存在的權利，並明確指出，分類不受有關實體是否會行使其延遲清償負債的權利的預期影響，並解釋若於報告期末遵守契諾，則權利即告存在。該等修訂亦引入「結算」的定義，以明確結算是將現金、股權工具、其他資產或服務轉移至交易方。

香港詮釋第5號(二零二零年)已因二零二零年八月頒佈的香港會計準則第1號修訂而作出修訂。香港詮釋第5號(二零二零年)的修訂更新了詮釋中的措辭，以與香港會計準則第1號的修訂一致，惟結論並無改變，亦不會改變現有規定。

# NOTES TO THE INTERIM FINANCIAL REPORT

## 中期財務報告附註

For the six months ended 30 June 2021 截至二零二一年六月三十日止六個月

### 2. ADOPTION OF NEW OR REVISED HKFRSS

(CONTINUED)

#### Amendments to HKAS 1 and HKFRS 2 Practice Statement 2, Disclosure of Accounting Policies

The amendments to Disclosure of Accounting Policies were issued following feedback that more guidance was needed to help companies decide what accounting policy information should be disclosed. The amendments to HKAS 1 require companies to disclose their material accounting policy information rather than their significant accounting policies. The amendments to HKFRS Practice Statement 2 provide guidance on how to apply the concept of materiality to accounting policy disclosures.

#### Amendments to HKAS 8, Definition of Accounting Estimates

The amendments introduce a new definition for accounting estimates: clarifying that they are monetary amounts in the financial statements that are subject to measurement uncertainty.

The amendments also clarify the relationship between accounting policies and accounting estimates by specifying that a company develops an accounting estimate to achieve the objective set out by an accounting policy.

#### Amendments to HKAS 12, Deferred Tax related to Assets and Liabilities arising from a Single Transaction

The amendments narrow the scope of the initial recognition exemption so that it does not apply to transactions that give rise to equal and offsetting temporary differences.

#### Amendments to HKAS 16, Proceeds before Intended Use

The amendments prohibit deducting from the cost of an item of property, plant and equipment any proceeds from selling items produced while bringing that asset to the location and condition necessary for it to be capable of operating in the manner intended by management. Instead, the proceeds from selling such items, and the cost of producing those items, is recognised in profit or loss.

### 2. 採納新訂或經修訂香港財務報告準則 (續)

#### 香港會計準則第1號及香港財務報告準則實務報告第2號(修訂本) – 會計政策之披露

緊隨反饋指出需要更多指引以幫助公司釐定應披露會計政策資料後，會計政策披露的修訂本已予頒佈。香港會計準則第1號(修訂本)要求公司披露其主要會計政策資料，而非其重大會計政策。香港財務報告準則實務報告第2號(修訂本)就重要性概念應用於會計政策披露的方式提供指引。

#### 香港會計準則第8號(修訂本) – 會計估計之定義

該等修訂引入會計估計之新定義：闡明彼等為財務報表中受計量不確定性影響之貨幣金額。

該等修訂亦闡明會計政策與會計估計之間的關係，訂明公司為實現會計政策所載之目標而制定會計估計。

#### 香港會計準則第12號(修訂本) – 與單一交易產生的資產及負債相關的遞延稅項

該等修訂收窄初始確認豁免的範圍，使其不再適用於產生相等及可扣稅暫時差額的交易。

#### 香港會計準則第16號(修訂本) – 擬定用途前之所得款項

該等修訂禁止自物業、廠房及設備項目成本中扣除任何在使該資產達到管理層擬定的營運方式所需的地點及狀況時所生產的項目所得的收益。相反，出售該等項目的所得款項及生產該等項目的成本則於損益中確認。

# NOTES TO THE INTERIM FINANCIAL REPORT

## 中期財務報告附註

For the six months ended 30 June 2021 截至二零二一年六月三十日止六個月

### 2. ADOPTION OF NEW OR REVISED HKFRSS

(CONTINUED)

#### Amendments to HKAS 37, Onerous Contracts – Cost of Fulfilling a Contract

The amendments specify that the “cost of fulfilling” a contract comprises the “costs that relate directly to the contract”. Costs that relate directly to a contract can either be incremental costs of fulfilling that contract (e.g. direct labour and materials) or an allocation of other costs that relate directly to fulfilling contracts (e.g. the allocation of the depreciation charge for an item of property, plant and equipment used in fulfilling the contract).

#### Amendments to HKFRS 3, Reference to the Conceptual Framework

The amendments update HKFRS 3 so that it refers to the revised Conceptual Framework for Financial Reporting 2018 instead of the version issued in 2010. The amendments add to HKFRS 3 a requirement that, for obligations within the scope of HKAS 37, an acquirer applies HKAS 37 to determine whether at the acquisition date a present obligation exists as a result of past events. For a levy that would be within the scope of HK(IFRIC)-Int 21 Levies, the acquirer applies HK(IFRIC)-Int 21 to determine whether the obligating event that gives rise to a liability to pay the levy has occurred by the acquisition date. The amendments also add an explicit statement that an acquirer does not recognise contingent assets acquired in a business combination.

#### Amendment to HKFRS 16, COVID-19-Related Rent Concessions beyond 30 June 2021

The 2021 Amendments to HKFRS 16 extends the availability of the practical expedient in paragraph 46A of HKFRS 16 so that it applies to rent concessions for which any deduction in lease payments affects only payments originally due on or before 30 June 2022, provided that the other conditions for applying the practical expedient are met.

### 2. 採納新訂或經修訂香港財務報告準則 (續)

#### 香港會計準則第37號(修訂本) – 有償合約 – 履行合約成本

修訂本規定，「合約的履行成本」包括「與合約直接相關的成本」。直接與合約有關的成本可以為履行該合約的增量成本(例如直接勞工及材料)或與履行合約直接有關的其他成本的分配(例如分配履行合約所使用的物業、廠房及設備的折舊費用)。

#### 香港財務報告準則第3號(修訂本) – 概念框架之提述

該等修訂更新了香港財務報告準則第3號，使其參考經修訂的二零一八年財務報告概念框架而非二零一零年頒佈的版本。該等修訂在香港財務報告準則第3號中加入一項規定，即就香港會計準則第37號範圍內的義務而言，收購方應用香港會計準則第37號釐定於收購日期是否因過往事件而存在現有義務。對於香港(國際財務報告詮釋委員會) – 詮釋第21號徵款範圍內的徵款，收購方應用香港(國際財務報告詮釋委員會) – 詮釋第21號以釐定導致支付徵款責任的責任事件是否已於收購日期發生。該等修訂亦增加一項明確的聲明，即收購人不會確認在業務合併中收購的或有資產。

#### 香港財務報告準則第16號(修訂本) – 二零二一年六月三十日後2019冠狀病毒病相關租金寬免

香港財務報告準則第16號(二零二一年修訂本)擴大香港財務報告準則第16號第46A段的實際權宜適用範圍，以便其適用任何租賃付款減免僅影響原本於二零二一年六月三十日或之前到期支付款項的租金減免，惟須符合其他應用實際權宜條件。

# NOTES TO THE INTERIM FINANCIAL REPORT

## 中期財務報告附註

For the six months ended 30 June 2021 截至二零二一年六月三十日止六個月

### 2. ADOPTION OF NEW OR REVISED HKFRSS

(CONTINUED)

#### Amendments to HKFRS 10 and HKAS 28, Sale or Contribution of Assets between an Investor and its Associate or Joint Venture

The amendments clarify with situations where there is a sale or contribution of assets between an investor and its associate or joint venture. When the transaction with an associate or joint venture that is accounted for using the equity method, any gains or losses resulting from the loss of control of a subsidiary that does not contain a business are recognised in the profit or losses resulting from remeasurement of retained interest in any former subsidiary (that has become an associate or a joint venture) to fair value are recognised in the profit or loss only to extent of the unrelated investors' interests in new associate or joint venture.

#### Annual Improvements to HKFRSs 2018-2020

The annual improvements amends a number of standards, including:

- HKFRS 1, First-time Adoption of Hong Kong Financial Reporting Standards, which permit a subsidiary that applies paragraph D16(a) of HKFRS 1 to measure cumulative translation differences using the amounts reported by its parent, based on the parent's date of transition to HKFRSs.
- HKFRS 9, Financial Instruments, which clarify the fees included in the '10 per cent' test in paragraph B3.3.6 of HKFRS 9 in assessing whether to derecognise a financial liability, explaining that only fees paid or received between the entity and the lender, including fees paid or received by either the entity or the lender on other's behalf are included.
- HKFRS 16, Leases, which amend Illustrative Example 13 to remove the illustration of reimbursement of leasehold improvements by the lessor in order to resolve any potential confusion regarding the treatment of lease incentives that might arise because of how lease incentives are illustrated in that example.

The Directors do not anticipate that the application of the above new or amendments to standards in the future will have a material impact on the Group's financial statements.

### 2. 採納新訂或經修訂香港財務報告準則(續)

#### 香港財務報告準則第10號及香港會計準則第28號(修訂本) – 投資者與其聯營公司或合營企業之間的資產出售或注資

該等修訂闡明投資者與其聯營公司或合營企業之間出售或注入資產的情況。當與採用權益法入賬的聯營企業或合營企業進行交易時，因喪失對不包含業務的附屬公司的控制權而產生的任何收益或虧損在損益中確認。將任何前附屬公司(已成為聯營公司或合營企業)的保留權益按公允價值重新計量所產生的任何收益或虧損，僅以非關聯投資者於新聯營公司或合營企業的權益為限在損益中確認。

#### 香港財務報告準則二零一八年至二零二零年之年度改進

年度改進修訂多項準則，包括：

- 香港財務報告準則第1號，首次採納香港財務報告準則，允許應用香港財務報告準則第1號第D16(a)段的附屬公司根據母公司過渡至香港財務報告準則的日期，使用其母公司報告的金額計量累計匯兌差額。
- 香港財務報告準則第9號，金融工具，澄清香港財務報告準則第9號第B3.3.6段在評估是否終止確認金融負債時「10%」測試所包括的費用，並解釋只有實體與放款人之間支付或收取的費用，包括實體或放款人代表他人支付或收取的費用才包括在內。
- 香港財務報告準則第16號，租賃，其中修訂示例13，刪除出租人償還租賃資產改進費用的說明，以解決因該示例中如何說明租賃獎勵而可能引起的關於租賃獎勵處理的任何潛在混淆。

董事預期未來應用上述新訂或經修訂準則不會對本集團的財務報表造成重大影響。

# NOTES TO THE INTERIM FINANCIAL REPORT

## 中期財務報告附註

For the six months ended 30 June 2021 截至二零二一年六月三十日止六個月

### 3. REVENUE AND SEGMENT INFORMATION

The Group identifies operating segments and prepares segment information based on the regular internal financial information reported to the CEO for his decision about resources allocation to the Group's business components and for his review of the performance of those components. The business components in the internal financial information reported to the CEO are determined following the Group's major product and service lines.

For management purpose, the Group's two product and service lines are identified as operating segments as follows:

Biopharma	:	Research, development, manufacturing, marketing and sale of pharmaceutical products and development of artificial intelligence for the field of biological aging clocks
Corporate Investment	:	Investment in corporate entities, both listed and unlisted

These operating segments are monitored and strategic decisions are made on the basis of segment operating results. There were no sales between the reportable segments.

The measurement policies the Group uses for reporting segment results under HKFRS 8 are the same as those used in its financial statements prepared under HKFRSs, except that:

- impairment loss on an intangible asset;
- tax credit and
- corporate income and expenses which are not directly attributable to the business activities of any operating segment

are not included in arriving at the operating results of the operating segment.

### 3. 收益及分部資料

本集團已根據定期呈報予行政總裁之內部財務資料識別其經營分部及編製分部資料，以根據該等內部財務資料決定本集團各業務組成部分之資源分配並審閱該等組成部分之表現。內部呈報予行政總裁之財務資料之業務組成部分乃根據本集團之主要產品及服務類別而釐定。

就管理而言，本集團兩項產品及服務已劃分為以下經營分部：

生物醫藥	:	研究、開發、製造、推廣及銷售生物醫藥產品以及衰老生物時鐘領域之人工智能系統
企業投資	:	投資於公司企業（上市及非上市）

有關經營分部受到監督，根據經營分部業績作出策略決定。可呈報分部之間並無銷售。

本集團根據香港財務報告準則第8號呈報分部業績所採用之計量政策與其根據香港財務報告準則編製之財務報表所用者相同，惟計算經營分部之經營業績時未計入以下內容：

- 無形資產減值虧損；
- 稅項抵免；及
- 與任何經營分部之業務活動並非直接相關之企業收支。



# NOTES TO THE INTERIM FINANCIAL REPORT

## 中期財務報告附註

For the six months ended 30 June 2021 截至二零二一年六月三十日止六個月

### 3. REVENUE AND SEGMENT INFORMATION

(CONTINUED)

Segment assets include all assets except for interest in an associate and FAFVOCI.

Segment liabilities exclude tax payable, deferred tax liabilities and corporate liabilities which are not directly attributable to the business activities of any operating segment and are not allocated to a segment.

Information regarding the Group's reportable segments is set out below:

For the six months ended 30 June 2021

		(Unaudited) (未經審核)		
		Biopharma 生物醫藥 US\$'000 千美元	Corporate Investment 企業投資 US\$'000 千美元	Total 總計 US\$'000 千美元
Revenue from external customers	來自外銷客戶之收益	3,296	501	3,797
Segment results and consolidated (loss)/profit before tax credit	分部業績及除稅項抵免前之綜合(虧損)/溢利	(9,917)	11,775	1,858

As at 30 June 2021

於二零二一年六月三十日

		(Unaudited) (未經審核)		
		Biopharma 生物醫藥 US\$'000 千美元	Corporate Investment 企業投資 US\$'000 千美元	Total 總計 US\$'000 千美元
Segment assets	分部資產	62,115	19,801	81,916
Interest in an associate	於一間聯營公司之權益			1
Total assets	資產總值			81,917
Segment liabilities	分部負債	(288)	(18,354)	(18,642)
Tax payable	應付稅項			(3,594)
Deferred tax liabilities	遞延稅項負債			(6,222)
Total liabilities	負債總額			(28,458)

### 3. 收益及分部資料(續)

分部資產包括所有資產，但不包括於一間聯營公司之權益以及按公允價值計入其他全面收入之金融資產。

分部負債不包括任何經營分部之業務活動並非直接應佔之應付稅項、遞延稅項負債及公司負債，並且不分配至分部。

有關本集團呈報分部之資料載列如下：

截至二零二一年六月三十日止六個月



# NOTES TO THE INTERIM FINANCIAL REPORT

## 中期財務報告附註

For the six months ended 30 June 2021 截至二零二一年六月三十日止六個月

### 3. REVENUE AND SEGMENT INFORMATION

(CONTINUED)

For the six months ended 30 June 2020

### 3. 收益及分部資料(續)

截至二零二零年六月三十日止六個月

		(Unaudited) (未經審核)		
		Biopharma	Corporate Investment	Total
		生物醫藥	企業投資	總計
		US\$'000	US\$'000	US\$'000
		千美元	千美元	千美元
Revenue from external customers	來自外銷客戶之收益	131	(33)	98
Segment results	分部業績	(11,988)	(4,264)	(16,252)
Impairment loss on an intangible asset (Fortacin™) (note 9)	無形資產減值虧損 (Fortacin™) (附註9)	(13,300)	—	(13,300)
Consolidated loss before tax credit	除稅項抵免前之綜合虧損	(25,288)	(4,264)	(29,552)

As at 31 December 2020

於二零二零年十二月三十一日

		(Unaudited) (未經審核)		
		Biopharma	Corporate Investment	Total
		生物醫藥	企業投資	總計
		US\$'000	US\$'000	US\$'000
		千美元	千美元	千美元
Segment assets	分部資產	76,104	4,205	80,309
Interest in an associate	於一間聯營公司之權益			1
Total assets	資產總值			80,310
Segment liabilities	分部負債	(710)	(18,146)	(18,856)
Tax payable	應付稅項			(3,804)
Deferred tax liabilities	遞延稅項負債			(7,345)
Total liabilities	負債總額			(30,005)

# NOTES TO THE INTERIM FINANCIAL REPORT

## 中期財務報告附註

For the six months ended 30 June 2021 截至二零二一年六月三十日止六個月

### 3. REVENUE AND SEGMENT INFORMATION

(CONTINUED)

#### Disaggregation of revenue

Disaggregation of revenue from the Group's Biopharma segment and timing of revenue recognition are as follows:

### 3. 收益及分部資料(續)

#### 收益細分

本集團生物醫藥分部收益之分類及確認收益時間如下：

		(Unaudited) (未經審核)	
		For the six months ended 30 June 截至六月三十日止六個月	
		2021 二零二一年 US\$'000 千美元	2020 二零二零年 US\$'000 千美元
<b>Timing of revenue recognition</b>	<b>確認收益時間</b>		
At a point in time	於特定時間		
Milestone and royalty income	里程碑及專利使用費收入	3,274	85
<b>Other income</b>	<b>其他收入</b>		
Over-provision of interest on tax payable (note 21)	應付稅項利息之超額撥備(附註21)	379	—
Over-provision of long-service payment	長期服務付款之超額撥備	80	—
Government grant	政府補助	8	13
Others	其他	2	33
		469	46
		3,743	131
<b>By geographical location of external customers</b>	<b>按外銷客戶之地區劃分</b>		
China	中國	3,200	—
Europe	歐洲	74	85
		3,274	85

The geographical location of revenue from external customers is based on the location of customers of the Group's Biopharma segment or the location of exchange on which the Group's investments are traded.

外銷客戶收益之地區乃基於本集團生物醫藥分部客戶所在地區或買賣本集團之投資之交易所所在地區而定。

# NOTES TO THE INTERIM FINANCIAL REPORT

## 中期財務報告附註

For the six months ended 30 June 2021 截至二零二一年六月三十日止六個月

### 3. REVENUE AND SEGMENT INFORMATION

(CONTINUED)

#### Information about major customers

Revenue from customers of the Group's Biopharma segment contributing 10% or more of the Group's revenue is as follows:

### 3. 收益及分部資料(續)

#### 有關主要客戶之資料

來自本集團生物醫藥分部為本集團貢獻收益10%或以上之客戶之收益如下：

		(Unaudited) (未經審核)	
		For the six months ended 30 June 截至六月三十日止六個月	
		2021 二零二一年 US\$'000 千美元	2020 二零二零年 US\$'000 千美元
Customer A	客戶 A	3,200	—
Customer B*	客戶 B*	74	85

\* The revenue from this customer did not contribute 10% or more of the total revenue of the Group for the six months ended 30 June 2021.

\* 截至二零二一年六月三十日止六個月，來自該客戶之收益並無為本集團貢獻總收益10%或以上。

# NOTES TO THE INTERIM FINANCIAL REPORT

## 中期財務報告附註

For the six months ended 30 June 2021 截至二零二一年六月三十日止六個月

### 4. OPERATING PROFIT/(LOSS) AND OTHER INCOME

### 4. 營運溢利／(虧損)及其他收入

#### (a) Operating profit/(loss)

#### (a) 營運溢利／(虧損)

		(Unaudited) (未經審核)	
		For the six months ended 30 June 截至六月三十日止六個月	
		2021 二零二一年 US\$'000 千美元	2020 二零二零年 US\$'000 千美元
Operating profit/(loss) is arrived at after charging:	營運溢利／(虧損)已扣除：		
Auditors' remuneration	核數師酬金		
– audit services	– 核數服務	—	—
– review services	– 審閱服務	49	46
Depreciation of:	下列各項之折舊：		
– Property, plant and equipment	– 物業、廠房及設備	11	14
– Right-of-use assets	– 使用權資產	236	295
Amortisation of intangible assets (note 9)	無形資產攤銷(附註9)	11,151	10,657
Short-term lease expenses	短期租賃支出	7	7
Low-value assets lease expenses	低價值資產租賃支出	2	1
Unrealised loss on FAFVPL <sup>Ⓢ</sup>	透過損益賬按公允價值處理之金融資產之未變現虧損 <sup>Ⓢ</sup>	—	1,095
Loss on disposal of property, plant and equipment	出售物業、廠房及設備之虧損	2	—
Foreign exchange losses, net*	淨外匯虧損*	—	33
and crediting:	並已計入：		
Realised gain on disposal of FAFVPL <sup>Ⓢ</sup>	出售透過損益賬按公允價值處理之金融資產之已變現收益 <sup>Ⓢ</sup>	19	—
Unrealised gain on derivative financial instruments <sup>Ⓢ</sup>	衍生金融工具之未變現收益 <sup>Ⓢ</sup>	3,046	—
Unrealised gain on FAFVPL <sup>Ⓢ</sup>	透過損益賬按公允價值處理之金融資產之未變現收益 <sup>Ⓢ</sup>	12,175	—
Foreign exchange gains, net*	淨外匯收益*	54	—

<sup>Ⓢ</sup> These amounts constitute the marked-to-market fair value gain on FAFVPL of approximately US\$15,240,000 (2020: loss of approximately US\$1,095,000) in the consolidated statement of comprehensive income.

\* These amounts are included in revenue.

<sup>Ⓢ</sup> 該等款項構成綜合全面收益表內按市值計算之透過損益賬按公允價值處理之金融資產之公允價值收益約15,240,000美元(二零二零年：虧損約1,095,000美元)。

\* 已計入收益內。



# NOTES TO THE INTERIM FINANCIAL REPORT

## 中期財務報告附註

For the six months ended 30 June 2021 截至二零二一年六月三十日止六個月

### 4. OPERATING PROFIT/(LOSS) AND OTHER INCOME (CONTINUED)

#### (b) Other income

### 4. 營運溢利／(虧損)及其他收入 (續)

#### (b) 其他收入

		(Unaudited) (未經審核)	
		For the six months ended 30 June 截至六月三十日止六個月	
		2021 二零二一年 US\$'000 千美元	2020 二零二零年 US\$'000 千美元
Over-provision of interest on tax payable (note 21)	應付稅項利息之超額撥備 (附註21)	379	—
Over-provision of long-service payment	長期服務付款之超額撥備	80	—
Government grant	政府補助	8	13
Others	其他	2	33
		469	46

During the six months ended 30 June 2021 and 2020, a UK government grant has been received by the Group as financial support to its wholly-owned UK based subsidiary during the COVID-19 pandemic. There are no unfulfilled conditions relating to the grant.

截至二零二一年及二零二零年六月三十日止六個月，本集團從英國政府獲得政府補助，作為於2019冠狀病毒病疫情期間在財政上向其英國全資附屬公司提供之支援。該補助並無有關授出之未達成條件。

# NOTES TO THE INTERIM FINANCIAL REPORT

## 中期財務報告附註

For the six months ended 30 June 2021 截至二零二一年六月三十日止六個月

### 5. FINANCE COSTS

### 5. 融資成本

		(Unaudited) (未經審核)	
		For the six months ended 30 June 截至六月三十日止六個月	
		2021 二零二一年 US\$'000 千美元	2020 二零二零年 US\$'000 千美元
Imputed interest expenses on interest-free shareholder's loan (note 16)	不計息股東貸款之推算利息開支(附註16)	21	20
Interest expense on bank borrowings (note)	銀行借貸之利息開支(附註)	—	—
Interest expenses on shareholder's loans (note 16)	股東貸款之利息開支(附註16)	252	130
Interest expense on lease liabilities	租賃負債之利息開支	40	6
Interest expense on tax payable (note 21)	應付稅項之利息開支(附註21)	98	137
Implicit interest expense on Convertible Notes (note 15)	可換股票據之隱含利息開支(附註15)	234	479
		<b>645</b>	<b>772</b>

Note: The interest expense on bank borrowings for the six months ended 30 June 2021 is less than US\$1,000 (2020: nil)

附註：截至二零二一年六月三十日止六個月之銀行借貸之利息開支少於1,000美元(二零二零年：無)。



# NOTES TO THE INTERIM FINANCIAL REPORT

## 中期財務報告附註

For the six months ended 30 June 2021 截至二零二一年六月三十日止六個月

### 6. TAX CREDIT

The amount of tax credit/(taxation) in the condensed consolidated statement of comprehensive income represents:

### 6. 稅項抵免

簡明綜合全面收益表所列稅項抵免/(稅項)指：

		Unaudited (未經審核)	
		For the six months ended 30 June 截至六月三十日止六個月	
		2021 二零二一年 US\$'000 千美元	2020 二零二零年 US\$'000 千美元
Outside Hong Kong	香港境外		
– Withholding tax	– 預扣稅	(320)	—
– Deferred tax credit	– 遞延稅項抵免	1,123	2,396
		<b>803</b>	<b>2,396</b>

No provision for profits tax has been made in the interim financial statements as all the Group's companies which are subject to such tax have sustained losses for taxation purposes for the periods ended 30 June 2021 and 2020. Overseas tax is calculated at the rates applicable in the respective jurisdictions.

A tax credit of approximately US\$1,123,000 (2020: US\$2,396,000) for the period ended 30 June 2021 represents the deferred tax credit arising on the amortisation charge for the period relating to the intangible assets of the patent Fortacin™ and intellectual properties (Longevity).

該中期財務報表並未就利得稅作出撥備，原因是截至二零二一年及二零二零年六月三十日止期間，本集團所有須繳納此稅項之公司就計稅而言均錄得虧損。海外稅項按相關司法權區適用之稅率計算。

截至二零二一年六月三十日止期間之稅項抵免約1,123,000美元(二零二零年：2,396,000美元)指期內與專利Fortacin™無形資產及知識產權(Longevity)有關之攤銷支出產生之遞延稅項抵免。



# NOTES TO THE INTERIM FINANCIAL REPORT

## 中期財務報告附註

For the six months ended 30 June 2021 截至二零二一年六月三十日止六個月

### 7. EARNINGS/(LOSS) PER SHARE

The calculation of basic earnings/(loss) per share is based on the profit/(loss) attributable to the shareholders for the period ended 30 June 2021 and on the weighted average number of ordinary shares in issue during the period ended 30 June 2021.

### 7. 每股盈利／（虧損）

每股基本盈利／（虧損）按照截至二零二一年六月三十日止期間股東應佔溢利／（虧損）及截至二零二一年六月三十日止期間已發行普通股之加權平均數計算。

		(Unaudited) (未經審核)	
		For the six months ended 30 June 截至六月三十日止六個月	
		2021 二零二一年 US\$'000 千美元	2020 二零二零年 US\$'000 千美元
Profit/(loss) attributable to shareholders of the Company	本公司股東應佔溢利／（虧損）	2,661	(27,155)
Weighted average number of ordinary shares in issue	已發行普通股之加權平均數	2,399,421,215	1,837,251,182
Basic earnings/(loss) per share (US cents)	每股基本盈利／（虧損）（美仙）	0.111	(1.478)

Diluted earnings per share for the six months ended 30 June 2021 is calculated based on the profit attributable to shareholders of the Company by adjusting the weighted average number of ordinary shares outstanding to assume conversion of all dilutive potential ordinary shares and exclude the conversion of the Company's outstanding Convertible Notes as they are anti-dilutive.

截至二零二一年六月三十日止六個月之每股攤薄盈利乃根據本公司股東應佔溢利計算，當中假設全部有攤薄影響的潛在普通股已全部轉換而調整普通股的加權平均數，且不計及轉換本公司之未轉換可換股票據，乃由於其屬反攤薄。

# NOTES TO THE INTERIM FINANCIAL REPORT

## 中期財務報告附註

For the six months ended 30 June 2021 截至二零二一年六月三十日止六個月

### 7. EARNINGS/(LOSS) PER SHARE (CONTINUED)

### 7. 每股盈利／(虧損)(續)

		(Unaudited) (未經審核)	
		For the six months ended 30 June 截至六月三十日止六個月	
		2021 二零二一年 US\$'000 千美元	2020 二零二零年 US\$'000 千美元
Profit/(loss) attributable to shareholders of the Company	本公司股東應佔溢利／(虧損)	2,661	(27,155)
Weighted average number of ordinary shares in issue	已發行普通股之加權平均數	2,399,421,215	1,837,251,182
Effective of dilutive potential ordinary shares:	攤薄潛在普通股之影響：		
– share options	— 購股權	15,316,610	—
Adjusted weighted average number of ordinary shares for the purposes of diluted earnings/(loss) per share	就每股攤薄盈利／(虧損)而言之普通股經調整加權平均數	2,414,737,825	1,837,251,182
Diluted earnings/(loss) per share (US cents)	每股攤薄盈利／(虧損)(美仙)	0.110	(1.478)

The computation of diluted loss per share for the six months ended 30 June 2020 did not assume the conversion of the Company's outstanding Convertible Notes as they were anti-dilutive. Accordingly, diluted loss per share was the same as the basic loss per share for the period ended 30 June 2020.

由於本公司之未轉換可換股票據屬反攤薄，故在計算截至二零二零年六月三十日止六個月之每股攤薄虧損時並無假設有關兌換。因此截至二零二零年六月三十日止期間之每股攤薄虧損與每股基本虧損相同。

# NOTES TO THE INTERIM FINANCIAL REPORT

## 中期財務報告附註

For the six months ended 30 June 2021 截至二零二一年六月三十日止六個月

### 8. PROPERTY, PLANT AND EQUIPMENT

During the period ended 30 June 2021, the Group acquired computer equipment with a cost of US\$22,000 (2020: US\$1,000).

### 8. 物業、廠房及設備

截至二零二一年六月三十日止期間，本集團收購成本為22,000美元的電腦設備(二零二零年：1,000美元)。

### 9. INTANGIBLE ASSETS

### 9. 無形資產

		Patent (Fortacin™) 專利 (Fortacin™) US\$'000 千美元	Intellectual properties (Longevity) 知識產權 (Longevity) US\$'000 千美元	Total 總計 US\$'000 千美元
At 1 January 2020 (Audited)	於二零二零年一月一日(經審核)			
Cost	成本	216,000	—	216,000
Accumulated amortisation and impairment	累計攤銷及減值	(132,963)	—	(132,963)
Net carrying amount	賬面淨值	83,037	—	83,037
Year ended 31 December 2020	截至二零二零年 十二月三十一日止年度			
Opening net carrying amount	年初賬面淨值	83,037	—	83,037
Acquisition of subsidiaries	收購附屬公司	—	2,660	2,660
Amortisation charge for the year	年內攤銷開支	(19,405)	(2)	(19,407)
Reversal of impairment loss for the year	年內減值虧損撥回	6,126	—	6,126
Foreign currency adjustment	外匯調整	—	2	2
Closing net carrying amount	年終賬面淨值	69,758	2,660	72,418
At 31 December 2020 (Audited)	於二零二零年十二月三十一日 (經審核)			
Cost	成本	216,000	2,660	218,660
Accumulated amortisation and impairment	累計攤銷及減值	(146,242)	—	(146,242)
Net carrying amount	賬面淨值	69,758	2,660	72,418

# NOTES TO THE INTERIM FINANCIAL REPORT

## 中期財務報告附註

For the six months ended 30 June 2021 截至二零二一年六月三十日止六個月

### 9. INTANGIBLE ASSETS (CONTINUED)

### 9. 無形資產 (續)

		Patent (Fortacin™) 專利 (Fortacin™) US\$'000 千美元	Intellectual properties (Longevity) 知識產權 (Longevity) US\$'000 千美元	Total 總計 US\$'000 千美元
Period ended 30 June 2021	截至二零二一年六月三十日 止期間			
Opening net carrying amount	期初賬面淨值	69,758	2,660	72,418
Amortisation charge for the period	期初攤銷開支	(10,961)	(190)	(11,151)
Foreign currency adjustment	外匯調整	—	(1)	(1)
Closing net carrying amount	期終賬面淨值	58,797	2,469	61,266
At 30 June 2021 (Unaudited)	於二零二一年六月三十日 (未經審核)			
Cost	成本	216,000	2,660	218,660
Accumulated amortisation and impairment	累計攤銷及減值	(157,203)	(191)	(157,394)
Net carrying amount	賬面淨值	58,797	2,469	61,266

As at 30 June 2021, the intangible assets of US\$61,266,000 (31 December 2020: US\$72,418,000) represented the patent Fortacin™, the principal asset of Plethora, which was acquired by the Group in 2016, amounting to US\$58,797,000 (31 December 2020: US\$69,758,000) and the intellectual properties, Longevity, the principal asset of DLI, which was acquired in 2020, amounting to US\$2,469,000 (31 December 2020: US\$2,660,000).

於二零二一年六月三十日，61,266,000美元(二零二零年十二月三十一日：72,418,000美元)之無形資產指本集團於二零一六年所收購Plethora之主要資產專利Fortacin™58,797,000美元，以及於二零二零年所收購DLI主要資產Longevity之知識產權2,469,000美元(二零二零年十二月三十一日：2,660,000美元)。

# NOTES TO THE INTERIM FINANCIAL REPORT

## 中期財務報告附註

For the six months ended 30 June 2021 截至二零二一年六月三十日止六個月

### 9. INTANGIBLE ASSETS (CONTINUED)

#### Patent (Fortacin™)

During the six months ended 30 June 2021, the Group determined that there was no impairment loss on the intangible asset, Fortacin™, in respect of the CGU, as the value in use figure determined as at 30 June 2021 was higher than the carrying value of the CGU. The recoverable amount of this CGU has been determined based on a value in use calculation with reference to a professional valuation performed by Grant Sherman, an independent expert valuation firm. The calculation was essentially the same basis/model as used to determine the FV of the identifiable assets and liabilities of the CGU on its initial recognition at 9 March 2016 and covered a period either up to 2023 represented the remaining estimated useful life of the patent Fortacin™ or the licensing period estimated by management. The rates used to discount the cash flows forecast were in the range of 23% to 25%.

For the valuations as at 30 June 2021, the key assumptions for the value in use calculations were those regarding the discount rates, exchange rates, growth rates, royalty rates and launch dates in respect of six major regions identified in management's business model and the premature ejaculation prevalence rates from 20% to 30%.

During the six months ended 30 June 2020, the Group determined that there was an impairment loss of US\$13.30 million on the intangible asset, patent Fortacin™, in respect of the CGU, Plethora, as the value in use figure determined as at 30 June 2020 was lower than the carrying value of the CGU. The recoverable amount of this CGU was determined based on a value in use calculation with reference to a professional valuation performed by Grant Sherman, an independent expert valuation firm. The calculation was essentially the same basis/model as used to determine the FV of the identifiable assets and liabilities of the CGU on its initial recognition at 9 March 2016 and covered a period either up to 2023 represented the remaining estimated useful life of the patent Fortacin™ or the licensing period estimated by management. The rates used to discount the cash flows forecast were in the range of 22% to 25%.

### 9. 無形資產(續)

#### 專利(Fortacin™)

截至二零二一年六月三十日止六個月，本集團釐定概無有關現金產生單位之無形資產Fortacin™減值虧損，乃由於二零二一年六月三十日所釐定使用價值數據高於現金產生單位之賬面值。此現金產生單位之可收回金額已根據參考獨立專家估值公司中證進行之專業估值所作使用價值計算釐定。該計算方式與釐定現金產生單位之可識別資產與負債於其二零一六年三月九日初步確認時之公允價值所用基準／模式本質上相同，已涵蓋直至二零二三年(即專利Fortacin™之剩餘估計使用年期)或由管理層估計之特許經營期限。現金流量預測所用貼現率介乎23%至25%之間。

就於二零二一年六月三十日的估值而言，使用價值計算所用主要假設關乎管理層之業務模式中所確定六個主要區域之貼現率、匯率、增長率、專利費率以及推出日期以及20%至30%早洩患病率。

截至二零二零年六月三十日止六個月，本集團釐定有關現金產生單位Plethora之無形資產專利Fortacin™減值虧損為13,300,000美元，乃由於二零二零年六月三十日所釐定使用價值數據低於現金產生單位之賬面值。該現金產生單位之可收回金額已根據參考獨立專家估值公司中證進行之專業估值所作使用價值計算釐定。該計算方式與釐定現金產生單位之可識別資產與負債於其二零一六年三月九日初步確認時之公允價值所用基準／模式本質上相同，已涵蓋直至二零二三年(即專利Fortacin™之剩餘估計使用年期)或由管理層估計之特許經營期限。現金流量預測所用貼現率介乎22%至25%之間。

# NOTES TO THE INTERIM FINANCIAL REPORT

## 中期財務報告附註

For the six months ended 30 June 2021 截至二零二一年六月三十日止六個月

### 9. INTANGIBLE ASSETS (CONTINUED)

#### Patent (Fortacin™) (Continued)

For the valuations as at 30 June 2020, the key assumptions for the value in use calculations were those regarding the discount rates, exchange rates, growth rates, royalty rates and launch dates in respect of the five major regions identified in management's business model and the premature ejaculation prevalence rates from 20% to 30%.

The breakdown of the impairment loss on the FV of Fortacin™ was set out below:

### 9. 無形資產 (續)

#### 專利(Fortacin™) (續)

就於二零二零年六月三十日的估值而言，使用價值計算所用主要假設關乎管理層之業務模式中所確定五個主要區域之貼現率、匯率、增長率、專利費率以及推出日期以及20%至30%早洩患病率。

Fortacin™公允價值之減值虧損明細如下：

		Increase/(decrease) 增加/(減少) US\$ million 百萬美元
FV decrease in the European market	歐洲市場之公允價值減少	(22.03)
FV decrease in the US market	美國市場之公允價值減少	(3.21)
FV increase in the PRC market	中國市場之公允價值增加	1.06
Others	其他	0.22
Decrease in FV of Fortacin™	Fortacin™之公允價值減少	(23.96)
Amortisation of Fortacin™ in 1H 2020	Fortacin™於二零二零年上半年之攤銷	10.66
Impairment loss on FV of Fortacin™	Fortacin™之公允價值減值虧損	(13.30)

As at 30 June 2020, Grant Sherman, the independent valuation expert, performed the valuation using the income approach technique known as the DCF method. The DCF model performed for the European market was assessed on the basis that the "OTC switch" of Fortacin™ was obtained from the EC (which is expected on or before around 23 September 2020). From this DCF model, the expected net sales, adjusted royalties and sales milestone payments were less than the corresponding figures in the DCF model as at 31 December 2019, which combined with the other factors stated above had resulted in an impairment loss of US\$13.30 million.

於二零二零年六月三十日，獨立估值專家中證已使用稱為貼現現金流量模式之收益法進行估值。就歐洲市場使用貼現現金流量模式進行評估的基準為已按自歐盟委員會取得Fortacin™之轉為非處方藥批准（預期於或約於二零二零年九月二十三日前）。根據該貼現現金流量模式，預期銷售淨額、經調整專利使用費及銷售里程碑付款均低於二零一九年十二月三十一日貼現現金流量模式中之相關數據，而其結合上述其他因素已導致出現減值虧損13,300,000美元。

# NOTES TO THE INTERIM FINANCIAL REPORT

## 中期財務報告附註

For the six months ended 30 June 2021 截至二零二一年六月三十日止六個月

### 9. INTANGIBLE ASSETS (CONTINUED)

#### Intellectual properties (Longevity)

During the six months ended 30 June 2021, the Group determined that there was no impairment loss recognised on the intangible asset, intellectual properties (Longevity), in respect of the CGU, as the value in use figure determined as at 30 June 2021 was higher than the carrying value of the CGU. The recoverable amount of this CGU has been determined based on a value in use calculation with reference to a valuation performed by the Company. The calculation was essentially the same basis/model as used to determine the FV of the identifiable assets and liabilities of the CGU on its initial recognition at 14 December 2020 and covered a period of up to 2027 represented the remaining estimated useful life of the intellectual property Longevity and with a discount rate of 46%. Other key assumptions underlying the valuation were the tax rate and contributory asset charge rate.

### 10. TRADE RECEIVABLES

At 30 June 2021 and 31 December 2020, the ageing analysis of trade receivables, based on invoice dates, was as follows:

	(Unaudited) (未經審核)	(Audited) (經審核)
	As at 30 June 2021 於二零二一年 六月三十日 US\$'000 千美元	As at 31 December 2020 於二零二零年 十二月三十一日 US\$'000 千美元
Within 1 month 一個月內	21	434

The Group applies credit policies appropriate to the particular business circumstances concerned but generally requires outstanding amounts to be paid within 20 to 30 days (31 December 2020: 20 to 30 days) of invoice.

### 9. 無形資產 (續)

#### 知識產權 (Longevity)

截至二零二一年六月三十日止六個月，本集團釐定概無有關現金產生單位之無形資產知識產權 (Longevity) 確認減值虧損，乃由於二零二一年六月三十日所釐定使用價值數據高於現金產生單位之賬面值。此現金產生單位之可收回金額已根據參考本公司進行之專業估值所作使用價值計算釐定。該計算方式與釐定現金產生單位之可識別資產與負債於其二零二零年十二月十四日初步確認時之公允價值所用基準／模式本質上相同，已涵蓋直至二零二七年（即知識產權 (Longevity) 之剩餘估計使用年期），貼現率為 46%。估值所依據的其他關鍵假設為稅率及貢獻資產費用率。

### 10. 應收貿易賬款

於二零二一年六月三十日及二零二零年十二月三十一日，應收貿易賬款（按其發票日期計算）賬齡分析如下：

本集團針對特定業務情況採用適當的信貸政策，一般須於發票開出後二十至三十日（二零二零年十二月三十一日：二十至三十日）內支付未償還款項。

# NOTES TO THE INTERIM FINANCIAL REPORT

## 中期財務報告附註

For the six months ended 30 June 2021 截至二零二一年六月三十日止六個月

### 11. TRADE PAYABLES, DEPOSITS RECEIVED, ACCRUALS AND OTHER PAYABLES

### 11. 應付貿易賬款、已收按金、應計賬款及其他應付款項

		(Unaudited) (未經審核)	(Audited) (經審核)
		As at 30 June 2021	As at 31 December 2020
		於二零二一年 六月三十日	於二零二零年 十二月三十一日
		US\$'000 千美元	US\$'000 千美元
Trade payables	應付貿易賬款	130	427
Deposits received, accruals and other payables	已收按金、應計賬款及 其他應付款項	4,526	4,421
		<b>4,656</b>	<b>4,848</b>

At 30 June 2021 and 31 December 2020, the ageing analysis of trade payables, based on invoice dates, was as follows:

於二零二一年六月三十日及二零二零年十二月三十一日，應付貿易賬款(按其發票日期計算)賬齡分析如下：

		(Unaudited) (未經審核)	(Audited) (經審核)
		As at 30 June 2021	As at 31 December 2020
		於二零二一年 六月三十日	於二零二零年 十二月三十一日
		US\$'000 千美元	US\$'000 千美元
Within 1 month or on demand	一個月內或應要求	106	322
After 1 month but within 3 months	於一個月後但於三個月內	18	100
After 3 months but within 6 months	於三個月後但於六個月內	6	5
		<b>130</b>	<b>427</b>

The FV of trade payables, deposits received, accruals and other payables approximates their respective carrying amounts at the reporting date.

應付貿易賬款、已收按金、應計賬款及其他應付款項之公允價值與其各自於報告日期之賬面值相若。

### 12. DIVIDENDS

No interim dividend has been declared or paid in respect of the six months ended 30 June 2021 (2020: nil).

### 12. 股息

本公司並無宣派或派付截至二零二一年六月三十日止六個月之中期股息(二零二零年：無)。



# NOTES TO THE INTERIM FINANCIAL REPORT

## 中期財務報告附註

For the six months ended 30 June 2021 截至二零二一年六月三十日止六個月

### 13. SHARE CAPITAL

### 13. 股本

		Number of ordinary shares of US\$0.01 each 每股面值 0.01美元之 普通股數目	US\$'000 千美元	Number of unclassified shares* 未分類 股份數目*	US\$'000 千美元	Total number of shares 股份總數	Total 總計 US\$'000 千美元
<b>Authorised:</b>							
<b>法定：</b>							
At 31 December 2020 and 30 June 2021	於二零二零年十二月三十一日 及二零二一年六月三十日	14,300,000,000	143,000	55,000,000	550	14,355,000,000	143,550
<b>Issued and fully paid:</b>							
<b>已發行及繳足：</b>							
At 1 January 2020	於二零二零年一月一日	1,837,251,182	18,372	—	—	1,837,251,182	18,372
Issue and allotment of consideration shares upon completion of the acquisition of DLI	於完成收購DLI而發行及配發之 代價股份	422,687,680	4,227	—	—	422,687,680	4,227
Issue and allotment of new shares upon conversion of Convertible Notes	轉換可換股票據而發行及配發 之新股	139,482,353	1,395	—	—	139,482,353	1,395
At 31 December 2020 and 30 June 2021	於二零二零年十二月三十一日 及二零二一年六月三十日	2,399,421,215	23,994	—	—	2,399,421,215	23,994

\* These are unclassified shares of US\$0.01 each, which may be issued as ordinary shares or as non-voting convertible deferred shares of US\$0.01 each.

\* 每股面值0.01美元之未分類股份，可發行為每股面值0.01美元之普通股或無投票權可換股遞延股份。

# NOTES TO THE INTERIM FINANCIAL REPORT

## 中期財務報告附註

For the six months ended 30 June 2021 截至二零二一年六月三十日止六個月

### 13. SHARE CAPITAL (CONTINUED)

- (a) During the six months ended 30 June 2021, there were no changes in the authorised share capital of the Company.
- (b) As at 30 June 2021, the total issued ordinary share capital of the Company consisted of 2,399,421,215 Shares.
- (c) Subsequent to the period end date and up to the date of this report, no new Shares were issued and allotted by the Company, and no Shares were repurchased by the Company.

### 14. BANK BORROWINGS

In May 2020, the Group's wholly-owned UK based subsidiary borrowed a bank loan through the Bounce Back Loan Scheme launched by the Government of the UK, which was designed to support small and medium-sized businesses affected by COVID-19. The government guarantees 100% of the loan. There is no repayments and interest charges in the first twelve months of the loan. The bank loan, which is denominated in GBP, is unsecured, interest bearing at 2.5% per annum for the following five years and repayable in May 2026.

### 13. 股本(續)

- (a) 截至二零二一年六月三十日止六個月，本公司法定股本概無變動。
- (b) 於二零二一年六月三十日，本公司已發行普通股股本總額包括 2,399,421,215 股股份。
- (c) 於期末日期後及於本報告日期止，本公司概無發行及配發新股份，亦無回購股份。

### 14. 銀行借貸

於二零二零年五月，本集團之英國全資附屬公司透過由英國政府推出之「企業復甦貸款計劃」(Bounce Back Loan Scheme) 借入一筆銀行貸款，該計劃旨在支援受 2019 冠狀病毒病影響之中小型企業。有關貸款均由英國政府提供全額擔保，且有關貸款於首十二個月並無還款及利息費用。有關銀行貸款以英鎊計值，屬無抵押、其後五年按年利率 2.5% 計息並須於二零二六年五月償還。

# NOTES TO THE INTERIM FINANCIAL REPORT

## 中期財務報告附註

For the six months ended 30 June 2021 截至二零二一年六月三十日止六個月

### 14. BANK BORROWINGS (CONTINUED)

The amounts payable based on the maturity terms of the bank loan is analysed as follows:

		(Unaudited) (未經審核) As at 30 June 2021 於二零二一年 六月三十日 US\$'000 千美元	(Audited) (經審核) As at 31 December 2020 於二零二零年 十二月三十一日 US\$'000 千美元
Within one year	一年內	9	5
More than one year, but not exceeding two years	多於一年，但不超過兩年	9	9
More than two years, but not exceeding five years	多於兩年，但不超過五年	25	26
After five years	五年後	—	4
Balance at 30 June 2021/ 31 December 2020	於二零二一年六月三十日/ 二零二零年十二月三十一日 之結餘	43	44
Less: Amount due within one year shown under current liabilities	減：於一年內到期列為 流動負債之款項	(9)	(5)
Amount shown under non-current liabilities	列為非流動負債之款項	34	39

### 14. 銀行借貸(續)

按銀行貸款還款期劃分之應付款項分析如下：

### 15. CONVERTIBLE NOTES

(a) As detailed in the announcement and circular issued by the Company on 29 May 2019 and 11 July 2019 respectively, the announcement issued on 23 August 2019 on the updates and this note 15, on 23 August 2019, the Company issued and allotted the Convertible Notes, pursuant to two conditional subscription agreements entered into by the Company on 29 May 2019 with various subscribers (including certain Directors) (the “**Subscription Agreement(s)**”).

### 15. 可換股票據

(a) 誠如本公司分別於二零一九年五月二十九日及二零一九年七月十一日刊發的公佈及通函、二零一九年八月二十三日刊發的關於更新的公佈及本附註15所詳述，於二零一九年八月二十三日，根據本公司於二零一九年五月二十九日與多名認購人(包括若干董事)訂立的兩份有條件認購協議(「**認購協議**」)，本公司發行及配發可換股票據。

# NOTES TO THE INTERIM FINANCIAL REPORT

## 中期財務報告附註

For the six months ended 30 June 2021 截至二零二一年六月三十日止六個月

### 15. CONVERTIBLE NOTES (CONTINUED)

On 28 December 2020, two noteholders converted the Convertible Notes with a principal amount of US\$3,800,000 into 139,482,353 ordinary shares of the Company at a conversion price of HK\$0.2125 per share with the carrying amount of the liability and equity components of the Convertible Notes of US\$2,778,000 and US\$1,565,000 respectively at the date of conversion. The balance of Convertible Notes with a principal amount was US\$2,650,000 as at 31 December 2020.

During the six months ended 30 June 2021 and subsequent to the period ended and prior to this report, none of the noteholders converted their Convertible Notes and subscribed for the Shares. The balance of Convertible Notes with a principal amount remained at US\$2,650,000 as at 30 June 2021.

As at 30 June 2021 and the date of this report, the maximum number of conversion shares to be issued and allotted upon full conversion of the Convertible Notes (assuming that all Convertible Notes were converted on the maturity date and that any and all interest that would accrue was capitalised for the remaining period from 1 July 2021 to 23 August 2022) remained/remains at 103,677,159 conversion shares, represented approximately 4.32% of the then/existing issued share capital of the Company and approximately 4.14% of the issued share capital of the Company as to be enlarged by the issue and allotment of the said maximum number of conversion shares.

Details of the Subscription Agreements and the principal terms of the Convertible Notes were set out in the circular issued by the Company on 11 July 2019.

### 15. 可換股票據(續)

於二零二零年十二月二十八日，兩名票據持有人將本金金額為3,800,000美元的可換股票據按每股0.2125港元的換股價轉換為139,482,353股本公司普通股，於轉換日期，可換股票據的負債和權益部分之賬面金額分別為2,778,000美元及1,565,000美元。於二零二零年十二月三十一日，可換股票據結餘之本金金額為2,650,000美元。

截至二零二一年六月三十日止六個月及截至該期間之後以及本報告之前，概無票據持有人轉換其可換股票據並認購股份。於二零二一年六月三十日，可換股票據結餘之本金金額仍為2,650,000美元。

於二零二一年六月三十日及本報告日期，於可換股票據悉數轉換後將予發行及配發之換股股份數目上限（假設可換股票據於到期日悉數轉換且於二零二一年七月一日至二零二二年八月二十三日止之剩餘期間之任何及全部應計利息均被資本化）仍維持103,677,159股換股股份，佔本公司當時／現有已發行股本約4.32%，以及經發行及配發上述換股股份數目上限而將予擴大之本公司已發行股本約4.14%。

認購協議之詳情及可換股票據之主要條款已載於本公司於二零一九年七月十一日發表之通函內。

# NOTES TO THE INTERIM FINANCIAL REPORT

## 中期財務報告附註

For the six months ended 30 June 2021 截至二零二一年六月三十日止六個月

### 15. CONVERTIBLE NOTES (CONTINUED)

- (b) The FV of the liability component and the equity conversion component were determined at the issuance of the Convertible Notes based on the valuation conducted by Grant Sherman on the Convertible Notes as at 23 August 2019. The FV of the liability component, included in non-current financial liabilities, was calculated using a market interest rate for an equivalent non-convertible notes. The residual amount, represented the value of the equity conversion component, is included in equity as convertible notes equity reserve. The redemption option of the Company is not separated from the host debt because its economic characteristics and risks are closely related to those of the host debt and accordingly, is included in the liability component of the Convertible Notes.

The Convertible Notes recognised in the condensed consolidated statement of financial position is calculated as follows:

### 15. 可換股票據(續)

- (b) 負債部分及權益轉換部分之公允價值乃於根據中證於二零一九年八月二十三日就可換股票據進行之估值於發行可換股票據時釐定。負債部分之公允價值(計入非流動金融負債)乃採用同等非可換股票據之市場利率計算。餘額(指權益轉換部分之價值)乃計入權益作為可換股票據權益儲備。本公司之贖回選擇權並無從主債務分離，原因為其經濟特徵及風險與該等主債務緊密相關，因此計入於可換股票據之負債部分。

確認於簡明綜合財務狀況表內之可換股票據之計算如下

		(Unaudited) (未經審核) As at 30 June 2021 於二零二一年 六月三十日 US\$'000 千美元	(Audited) (經審核) As at 31 December 2020 於二零二零年 十二月三十一日 US\$'000 千美元
<b>Equity conversion component:</b>	<b>權益轉換部分：</b>		
At 1 January	於一月一日	1,092	2,657
Conversion of Convertible Notes	可換股票據之轉回	—	(1,565)
At 30 June/31 December	於六月三十日/ 十二月三十一日	1,092	1,092
<b>Liability component:</b>	<b>負債部分：</b>		
At 1 January	於一月一日	1,947	3,981
Conversion of Convertible Notes	可換股票據之轉回	—	(2,778)
Implicit interest expense recognised for the period/ year (note 5)	期/年內確認之隱含利息 開支(附註5)	234	998
Interest payable	應付利息	(53)	(254)
At 30 June/31 December	於六月三十日/ 十二月三十一日	2,128	1,947
Categories as:	歸類為下列項目：		
Current liabilities	流動負債	—	—
Non-current liabilities	非流動負債	2,128	1,947
		2,128	1,947

# NOTES TO THE INTERIM FINANCIAL REPORT

## 中期財務報告附註

For the six months ended 30 June 2021 截至二零二一年六月三十日止六個月

### 15. CONVERTIBLE NOTES (CONTINUED)

The interest expense on the Convertible Notes is calculated using the effective interest method by applying the effective interest rate of 25.16% (31 December 2020: 25.16%) per annum to the liability component.

### 15. 可換股票據 (續)

可換股票據之利息支出採用實際利率法，按實際年利率25.16%（二零二零年十二月三十一日：25.16%）計算負債部分。

### 16. SHAREHOLDER'S LOANS

### 16. 股東貸款

	(Unaudited) (未經審核)	(Audited) (經審核)
	As at 30 June 2021 於二零二一年 六月三十日 US\$'000 千美元	As at 31 December 2020 於二零二零年 十二月三十一日 US\$'000 千美元
<b>Non-current</b>		
	<b>非流動</b>	
Loan from Galloway (unsecured) 來自Galloway之貸款(無抵押)	<b>10,828</b>	10,807

The movements in shareholder's loans during the period are as below: 股東貸款之期內變動如下：

		(Unaudited) (未經審核)	
		For the six months ended 30 June 截至六月三十日止六個月	
	Note 附註	2021 二零二一年 US\$'000 千美元	2020 二零二零年 US\$'000 千美元
Balance at 1 January	於一月一日之結餘	<b>10,807</b>	3,514
Loans advanced from shareholders	股東墊付貸款	(i) —	4,303
Imputed interest expenses on interest-free shareholder's loan (note 5)	不計息股東貸款之推算利息開支(附註5)	<b>21</b>	20
Interest expense (note 5)	利息開支(附註5)	<b>252</b>	130
Interest payable	應付利息	<b>(252)</b>	(130)
Balance at 30 June	於六月三十日之結餘	<b>10,828</b>	7,837

# NOTES TO THE INTERIM FINANCIAL REPORT

## 中期財務報告附註

For the six months ended 30 June 2021 截至二零二一年六月三十日止六個月

### 16. SHAREHOLDER'S LOANS (CONTINUED)

Note:

- (i) The loans borrowed from Galloway included a series of loans amounting to US\$4,303,000 were unsecured, interest bearing at 5% per annum and repayable from 24 January 2023 to 17 June 2023.

During the six months ended 30 June 2021, the effective interest rates of the loans were in the range of 5.000% to 6.457% (31 December 2020: 5.000% to 6.457%) per annum.

### 17. CAPITAL COMMITMENTS

The Group had no material capital commitments as at 30 June 2021 and 31 December 2020.

### 18. CONTINGENT LIABILITIES

The Group had no material contingent liabilities as at 30 June 2021 and 31 December 2020.

### 16. 股東貸款(續)

附註：

- (i) 來自Galloway之貸款（包括一系列4,303,000美元之貸款）為無抵押、按年利率5%計息，須於二零二三年一月二十四日至二零二三年六月十七日償還。

截至二零二一年六月三十日止六個月，貸款之實際年利率介乎5.000%至6.457%（二零二零年十二月三十一日：5.000%至6.457%）。

### 17. 資本承擔

於二零二一年六月三十日及二零二零年十二月三十一日，本集團並無重大資本承擔。

### 18. 或然負債

於二零二一年六月三十日及二零二零年十二月三十一日，本集團並無其他重大或然負債。

# NOTES TO THE INTERIM FINANCIAL REPORT

## 中期財務報告附註

For the six months ended 30 June 2021 截至二零二一年六月三十日止六個月

### 19. MATERIAL RELATED PARTY TRANSACTIONS

Save as disclosed elsewhere in the financial statements, the Group had the following material transactions with related parties:

### 19. 重大關連人士交易

除財務報表其他地方所披露者外，本集團與關連人士有下列重大交易：

		(Unaudited) (未經審核)	
		For the six months ended 30 June 截至六月三十日止六個月	
		2021 二零二一年 US\$'000 千美元	2020 二零二零年 US\$'000 千美元
Implicit interest expenses on Convertible Notes to Galloway	向 Galloway 支付可換股票據之隱含利息開支	80	223
Implicit interest expenses on Convertible Notes to James Mellon	向 James Mellon 支付可換股票據之隱含利息開支	44	123
Implicit interest expenses on Convertible Notes to Jamie Gibson	向 Jamie Gibson 支付可換股票據之隱含利息開支	27	63
Interest expenses on shareholders' loan to Galloway	向 Galloway 支付股東貸款之利息開支	252	130
Imputed interest expense on interest-free shareholder's loan from Galloway	向 Galloway 收取不計息股東貸款之推算利息開支	21	20
Management service fee charged by a related company, Burnbrae Limited <sup>#</sup>	關連公司 Burnbrae Limited 收取之管理服務費 <sup>#</sup>	6	7

The above transactions were conducted on mutually agreed terms.

上述交易按共同協定之條款進行。

<sup>#</sup> Mr. James Mellon, a NED and Chairman of the Company, has beneficial interest in Burnbrae Limited.

<sup>#</sup> 本公司非執行董事及主席 James Mellon 先生於 Burnbrae Limited 擁有實益權益。

Save as disclosed above, the Group had no other material related party transactions for the period.

除以上所披露者外，本集團於期內並無其他重大關連人士交易。

### 20. KEY MANAGEMENT COMPENSATION

Key management compensation amounted to US\$1,075,000 for the six months ended 30 June 2021 (30 June 2020: US\$774,000).

### 20. 主要管理人員酬金

截至二零二一年六月三十日止六個月，主要管理人員酬金為 1,075,000 美元 (二零二零年六月三十日：774,000 美元)。



# NOTES TO THE INTERIM FINANCIAL REPORT

## 中期財務報告附註

For the six months ended 30 June 2021 截至二零二一年六月三十日止六個月

### 21. CHARGE ON ASSETS

As announced on 18 March 2019, the Company entered into a settlement agreement with the ATO in respect of a dispute arising from the capital gains tax payable on the disposal in 2013 of an investment in BC Iron Limited by the Group for an amount of A\$9.50 million (or approximately US\$6.67 million), payable within 90 days of the date of the settlement.

As announced on 27 May 2019, the Company entered into a deed of instruction and release with the ATO, pursuant to which the previously charged securities have been released from security to permit their sale and apply the funds realised towards the settlement amount of A\$9.50 million (or approximately US\$6.67 million).

In addition, the Company entered into an amendment agreement with the ATO amending the settlement agreement to extend the due date for the payment of the settlement amount from 17 June 2019 to 1 August 2019. Such extension is necessary due to the length of time required to agree the above-mentioned deed of instruction and release.

On 12 August 2019, the ATO further agreed to extend the settlement date to 31 August 2019, after which penalty interest will apply to any unpaid portion of the settlement amount. On 3 May 2021, the ATO has confirmed acceptance of A\$5 million (or approximately US\$3.75 million) as full and final payment of the outstanding tax debts. Therefore, the Company reversed an over-provided interest expenses of approximately of A\$491,000 (or approximately US\$379,000) (note 4(b)), which was booked as other income, for the six months ended 30 June 2021 (31 December 2020: nil). Up to 30 June 2021, the Company has paid approximately A\$4.71 million (or approximately US\$3.53 million) to the ATO, and the remaining balance of approximately A\$4.79 million (or approximately US\$3.59 million) remained unsettled and interest expenses on overdue tax of approximately A\$127,000 (or approximately US\$98,000) (note 5) has been provided for during the six months ended 30 June 2021 (31 December 2020: provided A\$396,000 (or approximately US\$274,000)). On 16 August 2021, the Group has paid the ATO A\$5 million (or approximately US\$3.75 million) as full and final settlement of the outstanding tax debts.

### 21. 以資產作抵押

誠如二零一九年三月十八日所公佈，本公司與澳洲稅務局就因於二零一三年出售於 BC Iron Limited 之投資而產生應付資本收益稅項之糾紛而訂立和解協議，涉及金額為 9,500,000 澳元(或約 6,670,000 美元)，須於和解日期起計 90 日內支付。

誠如二零一九年五月二十七日所公佈，本公司與澳洲稅務局訂立指示及解除契約，據此，先前抵押證券經已獲解除擔保，以容許出售，並動用變現所得資金用作支付和解金額 9,500,000 澳元(或約 6,670,000 美元)。

此外，本公司與澳洲稅務局訂立修訂協議，以修訂和解協議，將支付和解金額之到期日由二零一九年六月十七日延長至二零一九年八月一日。由於協定指示及解除契約需時，故有必要作出上述延長。

於二零一九年八月十二日，澳洲稅務局進一步同意將支付日期延長至二零一九年八月三十一日，其後將對結算金額之任何未支付部分加收利息罰款。於二零二一年五月三日，澳洲稅務局確認，會接納 5,000,000 澳元(或約 3,750,000 美元)作為未償還稅項債務之全部及最終付款。因此，本公司撥回利息開支超額撥備約 491,000 澳元(或約 379,000 美元)(附註 4(b))，其已於截至二零二一年六月三十日止六個月列賬為其他收入(二零二零年十二月三十一日：無)。直至二零二一年六月三十日，本公司已向澳洲稅務局支付約 4,710,000 澳元(或約 3,530,000 美元)，而餘下結餘約 4,790,000 澳元(或約 3,590,000 美元)仍未結清，逾期稅項之利息開支約 127,000 澳元(或約 98,000 美元)(附註 5)已於截至二零二一年六月三十日止六個月作出撥備(二零二零年十二月三十一日：撥備 396,000 澳元(或約 274,000 美元))。於二零二一年八月十六日，本集團已向澳洲稅務局支付 5,000,000 澳元(或約 3,750,000 美元)作為未償還稅項債務之全部及最終付款。



# NOTES TO THE INTERIM FINANCIAL REPORT

## 中期財務報告附註

For the six months ended 30 June 2021 截至二零二一年六月三十日止六個月

### 21. CHARGE ON ASSETS (CONTINUED)

None of the Group's assets was pledged as at 30 June 2021 (31 December 2020: nil).

### 22. FAIR VALUE ESTIMATION

#### Financial assets and liabilities measured at fair value

The FV of the Group's current financial assets and liabilities are not materially different from their carrying amounts because of their immediate or short-term maturity.

The FV measurement of the Group's financial assets and liabilities utilised market observable inputs and data as far as possible. Inputs used in determining FV measurement are categorised into different levels based on how observable the inputs used in the valuation technique (the "Fair Value Hierarchy") are:

- Level 1: quoted prices in active markets for identical items (unadjusted);
- Level 2: observable direct or indirect inputs other than Level 1 inputs; and
- Level 3: unobservable inputs (i.e. not derived from market data).

The classification of an item into the above levels is based on the lowest level of inputs used that has a significant effect on the FV measurement of the item. Transfers of items between levels are recognised in the period they occur.

### 21. 以資產作抵押(續)

於二零二一年六月三十日，本集團並無資產作抵押(二零二零年十二月三十一日：無)。

### 22. 公允價值計量

#### 按公允價值計量之金融資產及負債

本集團之流動金融資產與負債，因即時或於短期內到期，使其公允價值與賬面值並無重大差異。

本集團金融資產及負債之公允價值計量盡可能運用市場可觀察輸入值及數據。釐定公允價值計量所使用之輸入值乃根據估值技術中所使用輸入值的可觀察程度分為不同層次(「公允價值層次」)：

- 第一層次：相同項目於活躍市場之報價(未經調整)；
- 第二層次：第一層次輸入值以外直接或間接可觀察輸入值；及
- 第三層次：不可觀察輸入值(即無法自市場數據衍生)。

上述層次的項目分類乃基於所使用對該項目公允價值計量產生重大影響之最低等級輸入值確定。層次之間項目轉撥於其發生期間確認。

# NOTES TO THE INTERIM FINANCIAL REPORT

## 中期財務報告附註

For the six months ended 30 June 2021 截至二零二一年六月三十日止六個月

### 22. FAIR VALUE ESTIMATION (CONTINUED)

#### Financial assets and liabilities measured at fair value (Continued)

The financial assets measured at FV in the consolidated statement of financial position are grouped into the Fair Value Hierarchy as follows:

### 22. 公允價值計量(續)

#### 按公允價值計量之金融資產及負債(續)

於綜合財務狀況表按公允價值計量之金融資產分類至公允價值層次如下：

		(Unaudited) (未經審核)			
		As at 30 June 2021 於二零二一年六月三十日			
	Notes 附註	Level 1 第一層次 US\$'000 千美元	Level 2 第二層次 US\$'000 千美元	Level 3 第三層次 US\$'000 千美元	Total 總計 US\$'000 千美元
<b>Financial assets measured at FV</b>					
Unlisted club debenture	(a)	—	19	—	19
Listed equity investments	(b)	14,663	—	—	14,663
Derivative financial instruments	(c)	—	—	3,046	3,046
		14,663	19	3,046	17,728

		(Audited) (經審核)			
		As at 31 December 2020 於二零二零年十二月三十一日			
	Notes 附註	Level 1 第一層次 US\$'000 千美元	Level 2 第二層次 US\$'000 千美元	Level 3 第三層次 US\$'000 千美元	Total 總計 US\$'000 千美元
<b>Financial assets measured at FV</b>					
Unlisted club debenture	(a)	—	19	—	19
Listed equity investments	(b)	2,490	—	—	2,490
		2,490	19	—	2,509

# NOTES TO THE INTERIM FINANCIAL REPORT

## 中期財務報告附註

For the six months ended 30 June 2021 截至二零二一年六月三十日止六個月

### 22. FAIR VALUE ESTIMATION (CONTINUED)

#### Financial assets and liabilities measured at fair value

(Continued)

There were no significant transfers among levels of the Fair Value Hierarchy during the reporting period.

The methods and valuation techniques used for the purpose of measuring FV were unchanged compared to the previous reporting periods.

#### (a) Unlisted club debenture

The unlisted club debenture is denominated in Hong Kong dollars. The FV was determined by reference to the recent market price at the reporting date and was translated using the spot foreign currency rate at the end of the reporting period where appropriate.

#### (b) Listed equity investments

The listed equity securities are denominated in Canadian and Australian dollars. Fair values were determined by reference to the last quoted market prices at the reporting date and were translated using the spot foreign currency rates at the end of the reporting period where appropriate.

#### (c) Derivative financial instruments

The derivative financial instruments are denominated in Australian dollars. Where the derivative financial instruments are not traded either on exchanges or liquid over-the-counter markets, the fair values were determined by reference to the market price of equity shares to which the derivative financial instruments are linked to using pricing models and were translated using the spot foreign currency rates at the end of the reporting period where appropriate.

The movements in FV measurement within Level 3 during the period were as follows:

### 22. 公允價值計量(續)

#### 按公允價值計量之金融資產及負債(續)

於報告期間，各公允價值層次之間並無重大轉移。

就計量公允價值目的所用方式及估值技術較過往報告期間並無變動。

#### (a) 非上市會所債券

非上市會所債券以港元計值。其公允價值乃參考報告日期之近期市場價格釐定，並且以報告期間結束時之現貨外幣匯率換算(如適用)。

#### (b) 上市股權投資

上市股權投資以加元及澳元計值。其公允價值乃參考報告日期之最新所報市場價格釐定，並且以報告期間結束時之現貨外幣匯率換算(如適用)。

#### (c) 衍生金融工具

衍生金融工具以澳元計值。倘衍生金融工具並非於交易所或流通的場外市場買賣，公允價值會參考權益股份的市場價格釐定，當中衍生金融工具與定價模型有關，並且以呈報期間結束時之現貨外幣匯率換算(如適用)。

期內，第三層次公允價值計量變動如下：

# NOTES TO THE INTERIM FINANCIAL REPORT

## 中期財務報告附註

For the six months ended 30 June 2021 截至二零二一年六月三十日止六個月

### 22. FAIR VALUE ESTIMATION (CONTINUED)

#### Financial assets and liabilities measured at fair value

(Continued)

FAFVOCI (unlisted equity investments)

		(Unaudited) (未經審核)	(Unaudited) (未經審核)
		As at 30 June 2021	As at 30 June 2020
		於二零二一年 六月三十日	於二零二零年 六月三十日
		US\$'000 千美元	US\$'000 千美元
Balance as at 1 January	於一月一日之結餘	—	—
Disposal	出售	166	—
Fair value change recognised in other comprehensive income	於其他全面收入確認之 公允價值變動	(166)	—
Balance as at 30 June	於六月三十日之結餘	—	—

### 22. 公允價值計量(續)

按公允價值計量之金融資產及負債(續)

按公允價值計入其他全面收入之金融資產  
(非上市股權投資)

#### Derivative financial instruments

衍生金融工具

		(Unaudited) (未經審核)	(Unaudited) (未經審核)
		As at 30 June 2021	As at 30 June 2020
		於二零二一年 六月三十日	於二零二零年 六月三十日
		US\$'000 千美元	US\$'000 千美元
Balance as at 1 January	於一月一日之結餘	—	—
Fair value change recognised in profit or loss (included in fair value gain on financial instruments)	於損益確認之公允價值變動 (計入金融工具公允價值收益)	3,046	—
Balance as at 30 June	於六月三十日之結餘	3,046	—

# NOTES TO THE INTERIM FINANCIAL REPORT

## 中期財務報告附註

For the six months ended 30 June 2021 截至二零二一年六月三十日止六個月

### 23. EQUITY-SETTLED SHARE-BASED PAYMENT TRANSACTIONS

The Share Option Scheme (2016) provides the Company with a flexible means of either retaining, incentivising, rewarding, remunerating, compensating and/or providing benefits to the eligible participants (including Directors, executives, employees, consultants and service providers of the Group). The Scheme may, at the discretion of the Directors, be used in conjunction with any cash-based compensation, incentive compensation or bonus plan.

On 14 October 2020, the Company granted 62,718,000 Options to Directors and employees with an exercise price of HK\$0.149 per Share (comprising 25,718,000 Options for Directors and 37,000,000 Options for employees). The Options vest over a period of three years starting from the date of the grant by one-third each anniversary and are fully vested on 14 October 2023. The Options granted are exercisable after one year but not exceeding ten years from the date of the grant.

On 17 December 2020, the Company granted 18,000,000 Options to a director of certain subsidiaries of the Group with an exercise price of HK\$0.183 per Share. The Option granted is exercisable after one year but not exceeding ten years from the date of the grant and subject to fulfilment of the various targets. Within such exercise period, the Option holder is entitled to exercise:

- (i) as to one-third after the first anniversary date of the date of grant, provided that the FDA has approved the start of the Phase III clinical trial for Fortacin™;
- (ii) as to one-third after an “out licencing deal” for the US has been signed and announced; and
- (iii) as to one-third on the successful completion of Study 008 (defined to mean it meets its primary and secondary end points) and the FDA has granted the new drug approval for Fortacin™.

### 23. 以股權為基礎的股份付款交易

購股權計劃(二零一六)讓本公司靈活地挽留、激勵、獎勵、報酬、補償及/或提供福利予合資格參與者(包括本集團之董事、行政人員、僱員、顧問及服務供應商)。計劃可按董事酌情權結合任何現金賠償、獎勵賠償或花紅計劃一併運用。

於二零二零年十月十四日，本公司向董事及僱員授出62,718,000份購股權，行使價為每股0.149港元(包括25,718,000份購股權給董事及37,000,000份購股權給僱員)。購股權由授出日期起三年內歸屬，每個週年日歸屬三分之一，並於二零二三年十月十四日全數歸屬。所授出的購內權可於授出日期起計一年後但不超過十年內行使。

於二零二零年十二月十七日，本公司向本集團若干附屬公司的一名董事授出18,000,000份購股權，行使價為每股0.183港元。授出的購股權可於授出日期起計一年後但不超過十年內行使並須達成若干目標。於該行使期內，購股權持有人有權行使：

- (i) 於授出日期之一周年後行使三分之一購股權，前提是食品及藥品監督管理局已批准開始Fortacin™的第三期臨床試驗；
- (ii) 於美國的「對外許可協議」簽署及公佈後行使三分之一購股權；及
- (iii) 成功完成008研究(定義為意味著達到其主要及次要目標)，且Fortacin™之新藥申請獲食品及藥品監督管理局批准之後行使三分之一購股權。

# NOTES TO THE INTERIM FINANCIAL REPORT

## 中期財務報告附註

For the six months ended 30 June 2021 截至二零二一年六月三十日止六個月

### 23. EQUITY-SETTLED SHARE-BASED PAYMENT TRANSACTIONS (CONTINUED)

On 7 June 2021, the Company granted 2,500,000 Options to a consultant of a subsidiary of the Group, who is not a director of the Group, for the services rendered pursuant to the terms of the consulting agreement, with an exercise price of HK\$0.185 per Share. The Option vests over a period of three years starting from the date of the grant by one-third each anniversary and is fully vested on 7 June 2024. The Options granted are exercisable after one year but not exceeding ten years from the date of the grant.

On 8 January 2021, 4,000,000 Options were lapsed upon resignation of an employee in accordance with the Scheme's plan. Save as disclosed herein, no Options were lapsed during the six months ended 30 June 2021.

On 1 May 2021, 6,000,000 Options were fully vested upon retirement of an employee in accordance with the Scheme's plan and as approved by the Board. The 6,000,000 Options are exercisable at any time during the period from 1 May 2021 to 30 April 2023, being the expiration date of a three-year adjusted vesting period for the Option. Save as disclosed herein, no Options were vested during the six months ended 30 June 2021.

### 23. 以股權為基礎的股份付款交易 (續)

於二零二一年六月七日，本公司向本集團附屬公司一名顧問(並非本集團董事)就其根據顧問協議條款所提供的服務而授出2,500,000份購股權，行使價為每股0.185港元。購股權由授出日期起三年內歸屬，每個週年日歸屬三分之一，並於二零二四年六月七日全數歸屬。所授出的購股權可於授出日期起計一年後但不超過十年內行使。

於二零二一年一月八日，4,000,000份購股權於一名僱員辭職後根據計劃而失效。除本文所披露者外，截至二零二一年六月三十日止六個月，並無購股權失效。

於二零二一年五月一日，6,000,000份購股權於一名僱員退休而根據計劃且獲得董事會批准後全數歸屬。該6,000,000份購股權可於二零二一年五月一日至二零二三年四月三十日(即購股權三年經調整歸屬期的屆滿日期)期間的任何時間行使。除本文所披露者外，截至二零二一年六月三十日止六個月，並無購股權歸屬。

# NOTES TO THE INTERIM FINANCIAL REPORT

## 中期財務報告附註

For the six months ended 30 June 2021 截至二零二一年六月三十日止六個月

### 23. EQUITY-SETTLED SHARE-BASED PAYMENT TRANSACTIONS (CONTINUED)

The FV of the Options granted on 14 October 2020, 17 December 2020 and 7 June 2021 respectively was calculated by an external valuer using the Binomial Model. The assumptions used were as follows:

		Granted on 14 October 2020 於二零二零年 十月十四日授出	Granted on 17 December 2020 於二零二零年 十二月十七日授出	Granted on 7 June 2021 於二零二一年 六月七日授出
Grant date share price	授出日期股價	HK\$0.149 0.149港元	HK\$0.179 0.179港元	<b>HK\$0.179</b> <b>0.179港元</b>
Exercise price	行使價	HK\$0.149 0.149港元	HK\$0.183 0.183港元	<b>HK\$0.185</b> <b>0.185港元</b>
Expected volatility	預期波幅	64%	64%	<b>64%</b>
Contractual option life	合約購股權壽命	10 years 10年	10 years 10年	<b>10 years</b> <b>10年</b>
Risk-free rate	無風險利率	0.598%	0.754%	<b>1.102%</b>
Expected dividend yield	預期股息收益率	0%	0%	<b>0%</b>

The expected volatility is based on historical price volatility of the Company in the past few years. The risk-free rate is the yields of Hong Kong interest rate swap curve as extracted from Bloomberg or the yield of HK\$ Hong Kong Sovereign Curve from Bloomberg as at the grant dates. The dividend yield of the Company of 0% was adopted.

Based on the FV derived from the above pricing model, the FV of the Options granted on 14 October 2020, 17 December 2020 and 7 June 2021 was approximately HK\$5,317,000 (or approximately US\$686,000), HK\$1,890,000 (or approximately US\$244,000) and HK\$276,000 (or approximately US\$36,000) respectively. For the six months ended 30 June 2021, the Company has recognised total share-based payment expenses of approximately HK\$2,342,000 (or approximately US\$302,000), including approximately HK\$376,000 (or approximately US\$48,000) accelerated vesting charge due to early vesting of Options as explained above, (2020: nil) in profit or loss.

### 23. 以股權為基礎的股份付款交易 (續)

分別於二零二零年十月十四日、二零二零年十二月十七日及二零二一年六月七日授出的購股權的公允價值由外部估值師使用二項式模型計算。所用假設如下：

預期波幅乃根據本公司過去數年的歷史價格波幅計算。無風險利率為於授出日期從彭博社摘錄的香港利率掉期曲線的收益率或從彭博社的香港主權港元債券曲線的收益率。本公司的股息收益率採納為0%。

根據上述定價模式得出的公允價值，於二零二零年十月十四日、二零二零年十二月十七日及二零二一年六月七日授出的購股權的公允價值分別約為5,317,000港元(或約686,000美元)、1,890,000港元(或約244,000美元)及276,000港元(或約36,000美元)。截至二零二一年六月三十日止六個月，本公司已於損益中確認以股份為基礎的付款開支總額約2,342,000港元(或約302,000美元)，包括上文所述因提前歸屬購股權而於損益產生約376,000港元(或約48,000美元)的加速歸屬費用(二零二零年：無)。



# NOTES TO THE INTERIM FINANCIAL REPORT

## 中期財務報告附註

For the six months ended 30 June 2021 截至二零二一年六月三十日止六個月

### 23. EQUITY-SETTLED SHARE-BASED PAYMENT TRANSACTIONS (CONTINUED)

The assumptions used in computing the FV of the Options are based on management's best estimate. The valuation of Options is dependent upon a number of variables using subjective assumptions. Any changes in the variables may materially affect the estimation of the FV of an Option.

There was no market vesting condition associated with the Options granted.

The movement in the number of Options under the Scheme are as follows:

For the six months ended 30 June 2021

Grantees	Date of grant	Exercise price 行使價 HK\$ 港元	Outstanding at 1 January 2021 於二零二一年一月一日 尚未行使	Granted during the period 期內授出	Exercised during the period 期內行使	Lapsed during the period 期內失效	Outstanding at 30 June 2021 於二零二一年六月三十日 尚未行使
Directors 董事	14.10.2020	0.149	25,718,000	—	—	—	25,718,000
Other eligible participants 其他合資格參與者	14.10.2020	0.149	37,000,000	—	—	(4,000,000)	33,000,000
Other eligible participants 其他合資格參與者	17.12.2020	0.183	18,000,000	—	—	—	18,000,000
Other eligible participants 其他合資格參與者	07.06.2021	0.185	—	2,500,000	—	—	2,500,000
			80,718,000	2,500,000	—	(4,000,000)	79,218,000
Weighted average exercise price 加權平均行使價			HK\$0.1566 0.1566港元	HK\$0.185 0.185港元	—	HK\$0.149 0.149港元	HK\$0.1579 0.1579港元

As at 30 June 2021, the total number of Options outstanding were 79,218,000 (31 December 2020: 80,718,000).

For the Options outstanding as at 30 June 2021, the weighted average remaining contractual life was 8.79 years (31 December 2020: 9.83 years).

### 23. 以股權為基礎的股份付款交易 (續)

計算購股權公允價值所使用的假設是基於管理層的最佳估計。購股權的估值取決於使用主觀假設的多項變數。變動的任何變數可能對購股權公允價值的估計造成重大影響。

所授購股權並無相關市場歸屬條件。

購股權計劃之購股權數目變動如下：

截至二零二一年六月三十日止六個月

於二零二一年六月三十日，尚未行使的購股權總數為79,218,000份(二零二零年十二月三十一日：80,718,000份)。

截至二零二一年六月三十日尚未行使的購股權而言，加權平均剩餘合同期為8.79年(二零二零年十二月三十一日：9.83年)。

# NOTES TO THE INTERIM FINANCIAL REPORT

## 中期財務報告附註

For the six months ended 30 June 2021 截至二零二一年六月三十日止六個月

### 24. IMPACT OF COVID-19 PANDEMIC

The outbreak of COVID-19 has had, and continues to have, a material impact on businesses around the world and the economic environments in which they operate. The outbreak has caused disruption across the Group's business lines during the period too. A number of countries in which the Group operates have implemented severe restrictions on the movement of populations, with a resultant significant impact on economic activity. These restrictions are being determined by the governments of individual jurisdictions, including through the implementation of emergency powers. The impacts of these restrictions, including the subsequent lifting of restrictions, may vary from jurisdiction to jurisdiction.

As previously announced, Recordati, the Group's European marketing and distribution partner for its lead product, Fortacin™, is based in Italy, and, as such, the Group has been in dialogue with Recordati to assess the situation resulting from COVID-19 and its impact on the continued roll-out of Fortacin™. In this respect, Recordati has informed the Group that during the first quarter of 2021, its reference markets continued to be affected by the COVID-19 pandemic due both to the restrictions imposed to limit contagion in all territories, as well as from a cautious management of stocks by wholesalers. However, during the second quarter of 2021, this period was characterised by a gradual easing of the restrictive measures introduced to deal with the COVID-19 pandemic, driving a partial recovery in Recordati's main reference markets and a return to operating conditions closer to normal, although as the situation of the pandemic continues to evolve, a level of uncertainty remains. Given the dynamic circumstances and uncertainties surrounding the pandemic, the Group is unable to predict the possible future impacts it may have on the Group's operations. The Group is hopeful that with the continued global roll-out of the vaccine effort, Recordati may see a gradual recovery in its reference markets in the second half of this year.

The Group has invoked certain plans at its offices in Hong Kong and the UK to help ensure the safety and wellbeing of its staff, as well as its ability to support the customers and maintain the business operations. Many of the staff have continued to provide continuity of work while working remotely. It remains unclear how this will evolve into the second half of 2021 and the Group continues to monitor the situation closely while at all times following local government guidelines and policies.

### 24. 2019 冠狀病毒病疫情之影響

2019 冠狀病毒病爆發已經並將繼續對全球業務以及其經營所在的經濟環境造成重大影響。疫情已導致期內本集團各業務領域中斷。本集團經營所在之多個國家已就人口流動實施嚴格限制，故此對經濟活動產生重大影響。有關限制由個別司法管轄區的政府釐定，包括透過運用緊急權力而實施。有關限制(包括其後解除限制)的影響或會因司法管轄區而異。

誠如先前所公佈，Recordati 為本集團領先產品 Fortacin™ 之歐洲市場推廣及分銷夥伴，以意大利為基地，因此，本集團一直在與 Recordati 磋商，以評估 2019 冠狀病毒病造成的局勢及其對繼續推出 Fortacin™ 之影響。在此方面，Recordati 已告知本集團，於二零二一年第一季度，因全境實施抗疫限制措施以及批發商審慎管理庫存，其參考市場繼續受 2019 冠狀病毒病疫情影響。然而，於二零二一年第二季度，期內為應對 2019 冠狀病毒病疫情而採取的限制性措施逐漸放寬，推動 Recordati 主要參考市場的部分復甦，經營狀況幾近恢復正常，惟由於疫情仍不斷變化，仍存在一定程度的不確定性。鑑於疫情變幻莫測，故本集團無法預測其可能對本集團營運產生之未來影響。本集團希望隨著疫苗於全球持續推廣，Recordati 可能會於今年下半年在參考市場逐步復甦。

本集團已就香港及英國辦事處訂立若干計劃，以確保我們員工的安全及福祉，並保持支援客戶的能力及維持業務營運。我們眾多的員工會持續透過遠程工作不間斷地提供服務。無法預料二零二一年下半年的事態發展，本集團將繼續密切留意事態發展，一直遵循地方政府的指引及政策。

# NOTES TO THE INTERIM FINANCIAL REPORT

## 中期財務報告附註

For the six months ended 30 June 2021 截至二零二一年六月三十日止六個月

### 24. IMPACT OF COVID-19 PANDEMIC (CONTINUED)

The Group will continue to pay close attention to the development and evaluate the impact of COVID-19 pandemic on the financial position and operating results of the Group.

### 25. EVENTS AFTER REPORTING DATE

On 14 July 2021, DLL has executed two consulting agreements with recognised leaders in the fields of longevity biotechnology and longevity medicine, Dr. Verdin and Dr. Gladyshev in respect of the provision of scientific and business advisory services to DLL. By way of consideration for their services under the consulting agreements for the entire term of services, unless otherwise agreed both consultants will not receive any cash (save for expenses), but instead Dr. Verdin and Dr. Gladyshev will receive an award of 1,670,000 and 1,110,000 Shares respectively, subject to certain vesting conditions. Further details were set out in the Company's announcements dated 14 July 2021 and 26 July 2021.

On 5 August 2021, the Group announced that through a series of transactions from 29 July 2021 and up to and including 4 August 2021, the Group disposed of an aggregate of 7,224,755 Venturex shares on the open market on ASX, representing approximately 1.07% of the existing issued Venturex shares, for an aggregate consideration, before expenses, of approximately A\$5.92 million (or approximately US\$4.38 million) in cash via two independent brokers to independent third party(ies). Further details were set out in the Company's announcement dated 5 August 2021.

On 16 August 2021, the Group has paid the ATO A\$5 million (or approximately US\$3.75 million) as full and final settlement of the outstanding tax debts. Further details are set out in note 21.

There were no other material events requiring disclosure after the period end date.

### 24. 2019 冠狀病毒病疫情之影響(續)

本集團將繼續密切留意事態發展及評估 2019 冠狀病毒病疫情對本集團財務狀況及營運業績的影響。

### 25. 報告日後事項

於二零二一年七月十四日，深度青春與公認為長壽生物科技及長壽醫學範疇的領袖人物 Verdin 博士及 Gladyshev 博士簽立兩份顧問協議，內容有關向深度青春提供科學及商業顧問服務。除非另有協定，否則兩位顧問均不會就根據顧問協議在整個服務年期提供的服務收取任何現金報酬(開支除外)，惟 Verdin 博士及 Gladyshev 博士將分別收取 1,670,000 股及 1,110,000 股股份作為獎勵，視乎若干歸屬條件而定。進一步詳情載於本公司日期為二零二一年七月十四日及二零二一年七月二十六日之公佈。

於二零二一年八月五日，透過自二零二一年七月二十九日起直至二零二一年八月四日(包括該日)之一系列交易，本集團已透過兩名獨立經紀於澳洲證券交易所之公開市場上向獨立第三方出售合共 7,224,755 股 Venturex 的股份，佔 Venturex 現有已發行股份約 1.07%，現金總代價(扣除開支前)約為 5,920,000 澳元(或約 4,380,000 美元)。進一步詳情載於本公司日期為二零二一年八月五日的公佈。

於二零二一年八月十六日，本集團已向澳洲稅務局支付 5,000,000 澳元(或約 3,750,000 美元)作為未償還稅項債務之全部及最終付款。進一步詳情載於附註 21。

於期末日期後，並無其他重大事項須作披露。



# TRADING RECORD OVER LAST FIVE YEARS

## 過去五年營業紀錄

		Six months ended		For the year ended 31 December			
		30 June		31 December			
		截至六月三十日		截至十二月三十一日止年度			
		止六個月		2019	2018	2017	2016
		2021	2020	二零一九年	二零一八年	二零一七年	二零一六年
		US\$'000	US\$'000	US\$'000	US\$'000	US\$'000	US\$'000
		千美元	千美元	千美元	千美元	千美元	千美元
Total income and fair value gain/(loss) on financial instruments	總收入及金融工具公允價值收益/(虧損)	19,037	2,149	(313)	2,843	9,493	3,436
Income less expenses before reversal/(impairment losses) and provision	收入減撥回/(減值虧損)及撥備前之支出	2,503	(24,880)	(38,114)	(33,971)	(27,403)	(31,902)
Reversal of impairment	減值撥回	—	6,126	—	—	—	364
Impairment losses	減值虧損	—	(5,700)	(26,000)	—	(1,875)	(97)
Operating profit/(loss) after reversal/(impairment losses) and provision	撥回/(減值虧損)及撥備後之營運溢利/(虧損)	2,503	(24,454)	(64,114)	(33,971)	(29,278)	(31,635)
Finance costs	融資成本	(645)	(1,706)	(620)	—	—	—
Gain on disposal of an associate	出售一間聯營公司之收益	—	—	—	209	—	—
Loss on deemed disposal of associate(s)	視為出售聯營公司之虧損	—	—	—	—	—	(5,805)
Gain from bargain purchase of an associate	議價購買一間聯營公司之收益	—	—	—	—	—	1,356
Gain from bargain purchase of a subsidiary	議價購買一間附屬公司之收益	—	—	—	—	—	31,686
Share of results of associates	應佔聯營公司之業績	—	—	—	—	(1,067)	(831)
Profit/(loss) before taxation	除稅前溢利/(虧損)	1,858	(26,160)	(64,734)	(33,762)	(30,345)	(5,229)
Tax credit/(taxation)	稅項抵免/(稅項)	803	1,764	(1,265)	2,669	2,982	2,765
Profit/(loss) for the period/year	本期間/年度溢利/(虧損)	2,661	(24,396)	(65,999)	(31,093)	(27,363)	(2,464)
Non-controlling interests	非控股權益	—	1	(49)	6	4	4
Profit/(loss) attributable to shareholders of the Company	本公司股東應佔溢利/(虧損)	2,661	(24,395)	(66,048)	(31,087)	(27,359)	(2,460)

# OTHER INFORMATION

## 其他資料

### CORPORATE GOVERNANCE

The Company is committed to achieving and maintaining high standards of corporate governance. The Board is responsible for performing the corporate governance functions as set out under code provision D.3.1 of the CG Code with the full support from the Company Secretary and the executive management team.

During the six months ended 30 June 2021, the Company has complied with the code provisions set out in the CG Code. The corporate governance policy and practices adopted during the six months ended 30 June 2021 remained in line with those in place for the financial year ended 31 December 2020 as disclosed in the corporate governance report of the 2020 Annual Report.

The Board has six Directors, including one ED (being the CEO), two NEDs and three INEDs. The Chairman (who is a NED) leads and is responsible for running the Board. The CEO leads the management team and is responsible for running business and daily operations of the Company. The two roles are separate and performed by different individuals. In the course of overseeing management and business performance, the Board is assisted by the Audit Committee, the Remuneration Committee and the Nomination Committee, with each operating under written terms of reference as approved and reviewed from time to time by the Board. There are also an Investment Committee and an Inside Information Committee under the authority of the Board to oversee various matters, including but not limited to compliance and disclosure. At the August 2021 Board meeting, the Board reaffirmed its view that all Directors are responsible for maintaining its high standard of corporate governance and compliance functions of the Group and therefore resolved to dissolve the Connected Transactions Committee, with primary duties to review and monitor any conflict of interests and any actual or potential connected transactions. The Board agreed that potential connected transactions will be considered solely by the Board in the future. Given the Group is now focusing on the healthcare, wellness and life sciences sectors, the Board also resolved to dissolve the Chapter 18 Compliance Committee, with primary duties to review and monitor compliance relating to mineral business under Chapter 18 of the Listing Rules.

### 企業管治

本公司致力於達成及維持高標準之企業管治。董事會負責履行企業管治守則第D.3.1條守則條文所載之企業管治職能，並由公司秘書及行政管理團隊提供全面的協助。

於截至二零二一年六月三十日止六個月，本公司已遵守企業管治守則所載守則條文。於截至二零二一年六月三十日止六個月採納之企業管治政策及常規，與二零二零年年報內企業管治報告所披露截至二零二零年十二月三十一日止財政年度實行的政策及常規保持一致。

董事會有六名董事，包括一名執行董事（即行政總裁）、兩名非執行董事及三名獨立非執行董事。主席（為非執行董事）領導並負責董事會的運作。行政總裁領導管理團隊並負責本公司業務及日常營運的運作。兩個角色乃獨立並由不同人士履行。在監察管理層及業務表現的過程中，董事會獲審核委員會、薪酬委員會及提名委員會協助，而各個董事委員會均按照經董事會批准及不時審閱的書面職權範圍運作。投資委員會及內幕消息委員會亦在董事會授權下負責監察多個事項，包括但不限於合規情況及披露。於二零二一年八月之董事會會議上，董事會重申其立場，所有董事負責維持本集團高標準之企業管治及合規職能，因此議決解散關連交易委員會，該委員會的主要職責為審閱及監察任何利益衝突及任何實際或潛在關連交易。董事會同意潛在關連交易於日後僅將由董事會考量。鑑於本集團現專注於醫療保健、健康及生命科學行業，董事會亦議決解散第18章技術委員會，該委員會的主要職責為審閱及監察上市規則第18章項下與礦產業務相關之合規情況。

### THE CODE FOR SECURITIES TRANSACTIONS BY DIRECTORS AND EMPLOYEES

The Company has adopted its own Securities Dealing Code regarding securities transactions by Directors and employees on terms no less exacting than the required standards set out in the Model Code. Reminders are sent to Directors and employees that they should not deal in the securities of the Company during the blackout periods as specified in the Securities Dealing Code.

Having made specific enquiries with the Directors, the Company confirmed that all Directors have complied with the required standards set out in the Securities Dealing Code and the Model Code during the six months ended 30 June 2021.

### CHANGES IN DIRECTORS' INFORMATION

Change in information of Directors which is required to be disclosed pursuant to Rule 13.51B(1) of the Listing Rules, since the publication of the 2020 Annual Report, is set out below:

Jamie Gibson was appointed as a non-executive director and chairman of DBC Medical IOM Limited with effect from 7 April 2021. DBC Medical IOM Limited is a private company of which Mr. Gibson holds approximately 7.5% interest and Galloway Limited is the major shareholder.

James Mellon resigned as a non-executive director of Portage Biotech Inc (which is dually listed on the Over the Counter Bulletin Board of NASDAQ of the US and the Canadian Securities Exchange) with effect from 14 August 2020.

Jayne Sutcliffe was appointed as a non-executive director and chairperson of WHEB Asset Management LLP, which is a boutique asset management company, with effect from 11 August 2021.

### 董事及僱員進行證券交易之守則

本公司已採納其自身有關董事及僱員進行證券交易的證券交易守則，其嚴格程度不遜於標準守則載列的規定標準。本公司會發出通知予董事及僱員，提醒彼等不應於證券交易守則所規定的禁止買賣期內買賣本公司股份。

經向董事作出具體查詢後，本公司確認全體董事於截至二零二一年六月三十日止六個月內已一直遵守證券交易守則及標準守則載列的規定標準。

### 董事資料變更

自本公司刊發二零二零年年報以來，根據上市規則第13.51B(1)條須予披露之董事資料變更，載列如下：

Jamie Gibson 獲委任為 DBC Medical IOM Limited 之非執行董事兼主席，自二零二一年四月七日起生效。DBC Medical IOM Limited 為一家私人公司，由 Gibson 先生持有約 7.5% 權益，而 Galloway Limited 為主要股東。


James Mellon 已辭任 Portage Biotech Inc (於美國納斯達克場外電子櫃檯交易系統 (Over the Counter Bulletin Board) 及加拿大證券交易所兩地上市) 之非執行董事，自二零二零年八月十四日起生效。

Jayne Sutcliffe 獲委任為 WHEB Asset Management LLP (一家精品資產管理公司) 之非執行董事兼主席，自二零二一年八月十一日起生效。

## OTHER INFORMATION

### 其他資料

#### CHANGE OF COMPANY NAME

The Company name has been changed to “Endurance RP Limited” from “Regent Pacific Group Limited” with effect from 18 June 2021. The change of Company name in Chinese for identification purpose to “壽康集團有限公司” from “勵晶太平洋集團有限公司” has also become effective. The stock short name of the Company for trading in the Shares on the Stock Exchange has been changed to “ENDURANCE RP” from “REGENT PACIFIC” in English and to “壽康集團” from “勵晶太平洋” in Chinese with effect from 9:00 a.m. on 28 June 2021. The stock code of the Company on the Stock Exchange remains unchanged as “575”. The logo of the Company has been changed to “” and the website of the Company has been changed to “[www.endurancerp.com](http://www.endurancerp.com)” from “[www.regentpac.com](http://www.regentpac.com)” with effect from 30 June 2021 to reflect the change of Company name. There are no changes in Memorandum and Articles of Association of the Company in respect of the change of Company name. Further details were set out in the Company’s announcement dated 23 June 2021.

#### INTERIM DIVIDEND

The Board has resolved not to declare an interim dividend for the six months ended 30 June 2021.

#### SHARE OPTION SCHEME

The existing Option Scheme (2016) was adopted by the Company on 10 June 2016, followed by the grant of listing status of Shares to be granted under the Scheme by the Listing Committee of the Stock Exchange on 10 June 2016. The maximum number of Shares which may be issued upon exercise of all Options to be granted under the Scheme shall not exceed 173,725,118 Shares, representing 10% of the total number of issued ordinary shares of the Company at the date of adoption of the Scheme, being 10 June 2016. The Scheme shall be valid and effective for a period of 10 years commencing from 10 June 2016 and will expire on 9 June 2026. The Company has no other share option scheme currently in force.

#### 更改公司名稱

本公司名稱已由「Regent Pacific Group Limited」改為「Endurance RP Limited」，自二零二一年六月十八日起生效。而本公司供識別之用之中文名稱由「勵晶太平洋集團有限公司」改為「壽康集團有限公司」亦已生效，而本公司用於聯交所買賣股份之英文及中文股份簡稱亦分別由「REGENT PACIFIC」及「勵晶太平洋」改為「ENDURANCE RP」及「壽康集團」，自二零二一年六月二十八日上午九時正起生效。本公司於聯交所之股份代號「575」維持不變。本公司標誌已改為及本公司之網站由「[www.regentpac.com](http://www.regentpac.com)」改為「[www.endurancerp.com](http://www.endurancerp.com)」，自二零二一年六月三十日起生效，以反映公司名稱更改。本公司組織章程大綱及細則概無就有關更改公司名稱作出變動。進一步詳情載於本公司日期為二零二一年六月二十三日的公佈。

#### 中期股息

董事會議決不宣派截至二零二一年六月三十日止六個月之中期股息。

#### 購股權計劃

現有購股權計劃(二零一六)由本公司於二零一六年六月十日採納，之後聯交所上市委員會於二零一六年六月十日授出根據計劃將予授出股份之上市地位。根據計劃將予授出之所有購股權獲行使後可能發行之股份數目上限不得超過173,725,118股股份，即本公司於計劃採納日期(即二零一六年六月十日)已發行普通股總數之10%。計劃將自二零一六年六月十日起計10年內具有效力及生效，並將於二零二六年六月九日屆滿。本公司目前概無其他生效中之購股權計劃。

## OTHER INFORMATION 其他資料

The Scheme provides the Company with a flexible means of either retaining, incentivising, rewarding, remunerating, compensating and/or providing benefits to the eligible participants (including Directors, executives, employees, consultants and service providers of the Group). The Scheme may, at the discretion of the Directors, be used in conjunction with any cash-based compensation, incentive compensation or bonus plan. Please refer to note 23 to the interim financial report of the 2021 Interim Report and the 2020 Annual Report for further details of the Scheme.

計劃讓本公司靈活地挽留、激勵、獎勵、報償、補償及／或提供福利予合資格參與者(包括本集團之董事、行政人員、僱員、顧問及服務供應商)。計劃可按董事酌情權結合任何現金賠償、獎勵賠償或花紅計劃一併運用。有關計劃之進一步詳情，請參閱二零二一年中期報告之中期財務報告附註23及二零二零年年報。

A summary of the movements of the Options during the six months ended 30 June 2021 is set out below:

截至二零二一年六月三十日止六個月購股權變動概要載列如下：

Name or Category of participants	Date of grant <sup>(note 1)</sup>	Exercise price per share (HK\$)	Outstanding as at 1 January 2021 於二零二一年一月一日 尚未行使	Number of Options 購股權數目		
				Granted during the period <sup>(note 1)</sup>	Lapsed during the period <sup>(note 2)</sup>	Outstanding as at 30 June 2021 <sup>(note 3)</sup>
參與者姓名或類別	授出日期 <sup>(附註1)</sup>	每股行使價 (港元)	尚未行使	期內授出 <sup>(附註1)</sup>	期內失效 <sup>(附註2)</sup>	尚未行使 <sup>(附註3)</sup>
<b>Directors 董事</b>						
James Mellon	14.10.2020	0.149	1,837,000	—	—	1,837,000
Jamie Gibson	14.10.2020	0.149	18,370,000	—	—	18,370,000
Julie Oates	14.10.2020	0.149	1,837,000	—	—	1,837,000
Mark Searle	14.10.2020	0.149	1,837,000	—	—	1,837,000
Jayne Sutcliffe	14.10.2020	0.149	1,837,000	—	—	1,837,000
<b>Employees 僱員</b>						
	14.10.2020	0.149	37,000,000	—	(4,000,000)	33,000,000
	17.12.2020	0.183	18,000,000	—	—	18,000,000
<b>Other 其他</b>						
	07.06.2021	0.185	—	2,500,000	—	2,500,000
<b>Total 總計</b>			<b>80,718,000</b>	<b>2,500,000</b>	<b>(4,000,000)</b>	<b>79,218,000</b>



## OTHER INFORMATION

### 其他資料

Notes:

1. The consideration for the grant of Options as disclosed above was HK\$10.

(a) On 14 October 2020, the Company granted 62,718,000 Options to Directors and employees with an exercise price of HK\$0.149 per Share (comprising 25,718,000 Options for Directors and 37,000,000 Options for employees). Further details were set out in the announcements of the Company dated 15 October 2020 and 20 October 2020.

(b) On 17 December 2020, the Company granted 18,000,000 Options to a director of certain subsidiaries of the Group with an exercise price of HK\$0.183 per Share. The Options granted are exercisable after one year but not exceeding 10 years from the date of the grant and subject to fulfilment of the various targets. Further details were set out in the announcements of the Company dated 18 December 2020 and 30 December 2020.

(c) On 7 June 2021, the Company granted 2,500,000 Options to a consultant of a subsidiary of the Group, who is not a director of the Group, for the services rendered pursuant to the terms of the consulting agreement, with an exercise price of HK\$0.185 per Share. Further details were set out in the announcements of the Company dated 8 June 2021 and 15 June 2021.

Save as disclosed herein, no Options were granted during the six months ended 30 June 2021.

Except for (b) above, the Options shall vest over a period of three years starting from the date of the grant, entitling the holders to exercise one-third of the Options at each of the first, second and third anniversary dates after the date of grant. The Options granted are exercisable after one year but not exceeding 10 years from the date of the grant. Any entitlements unexercised in any prior period may be carried forward to the following periods but, in any event, must be exercised within 10 years from the date of grant of the Options. All entitlements then remain unexercised will lapse.

2. On 8 January 2021, 4,000,000 Options were lapsed upon resignation of an employee in accordance with the rule of the Scheme. Save as disclosed herein, no Options were lapsed during the six months ended 30 June 2021.

3. On 1 May 2021, 6,000,000 Options were fully vested upon retirement of an employee in accordance with the Scheme's plan and as approved by the Board. The 6,000,000 Options are exercisable at any time during the period from 1 May 2021 to 30 April 2023, being the expiration date of a three-year adjusted vesting for the Options. Save as disclosed herein, no Options were vested during the six months ended 30 June 2021.

附註：

1. 如上文披露授出購股權之代價為10港元。

(a) 於二零二零年十月十四日，本公司向董事及僱員授出合共62,718,000份購股權，行使價為每股0.149港元(包括25,718,000份購股權給董事及37,000,000份購股權給僱員)。進一步詳情載於本公司日期為二零二零年十月十五日及二零二零年十月二十日的公佈。

(b) 於二零二零年十二月十七日，本公司向本集團若干附屬公司的一名董事授出18,000,000份購股權，行使價為每股0.183港元。授出的購股權可於授出日期起計一年後但不超過十年內行使，惟須達成若干目標。進一步詳情載於本公司日期為二零二零年十二月十八日及二零二零年十二月三十日的公佈。

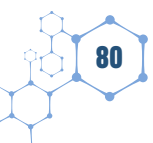
(c) 於二零二一年六月七日，本公司向本集團一家附屬公司一名顧問(並非本集團董事)就其根據顧問協議條款所提供的服務而授出2,500,000份購股權，行使價為每股0.185港元。進一步詳情載於本公司日期為二零二一年六月八日及二零二一年六月十五日的公佈。

除本文所披露者外，截至二零二一年六月三十日止六個月概無授出購股權。

除上文(b)項外，購股權由授出日期起三年內歸屬，持有人有權在授出日期後第一、第二及第三週年各年行使三分之一購股權。所授出的購股權可於授出日期起計一年後但不超過十年內行使。於任何先期間尚未行使之任何配額可結轉至下一個期間，惟無論如何必須於授出日期起計十年內行使相關購股權。所有當時仍未獲行使之配額將告失效。

2. 於二零二一年一月八日，4,000,000份購股權於一名僱員辭職後根據計劃而失效。除本文所披露者外，截至二零二一年六月三十日止六個月，概無購股權失效。

3. 於二零二一年五月一日，6,000,000份購股權於一名僱員退休而根據計劃且獲得董事會批准後全數歸屬。該6,000,000份購股權可於二零二一年五月一日至二零二三年四月三十日(即購股權三年經調整歸屬期的屆滿日期)期間的任何時間行使。除本文所披露者外，截至二零二一年六月三十日止六個月，並無購股權歸屬。



## OTHER INFORMATION 其他資料

### DIRECTORS' AND CHIEF EXECUTIVE'S INTERESTS AND SHORT POSITIONS IN SHARES, UNDERLYING SHARES AND DEBENTURES

As at 30 June 2021, the interests of the Directors and chief executive of the Company in the Shares, underlying shares (in respect of positions held pursuant to equity derivatives) and debentures of the Company and its associated corporations (within the meaning of Part XV of the SFO) as recorded in the register required to be kept by the Company under Section 352 of the SFO, or as otherwise notified to the Company and the Stock Exchange pursuant to Divisions 7 and 8 of Part XV of the SFO or pursuant to the Model Code were as follows:

### 董事及主要行政人員於股份、相關股份及債券之權益及淡倉

於二零二一年六月三十日，董事及本公司主要行政人員於本公司及其相聯法團(定義見證券及期貨條例第XV部)之股份、相關股份(有關根據股本衍生工具持有之持倉)及債券中，擁有須記錄於本公司根據證券及期貨條例第352條規定存置之登記冊中，或根據證券及期貨條例第XV部第7及8分部或根據標準守則而須以其他方式知會本公司及聯交所之權益如下：

#### A. Long positions in the Shares and underlying shares of the Company

##### a. Shares

Name of Director 董事姓名	Capacity 身份	Number of Shares held (note 1) 持有股份數目 (附註1)	Approximate % of issued share capital of the Company (note 2) 本公司已發行股本之概約百分比 (附註2)
James Mellon (note 3) (附註3)	Beneficial owner 實益擁有人	403,806,071	16.83%
	Interests held by controlled corporation 控股公司所持有之權益	102,874,258	4.29%
Jamie Gibson	Beneficial owner 實益擁有人	89,396,748	3.73%
David Comba	—	—	—
Julie Oates (note 4) (附註4)	Interests held jointly with another person 與其他人士共同持有之權益	1,000,000	0.04%
Mark Searle (note 5) (附註5)	Beneficial owner 實益擁有人	471,228	0.02%
	Family interest 家族權益	628,304	0.03%
	Beneficiary of a trust 信託受益人	2,070,760	0.09%
Jayne Sutcliffe	Beneficial owner 實益擁有人	1,716,046	0.07%

#### A. 於股份或本公司相關股份之好倉

##### a. 股份

## OTHER INFORMATION

### 其他資料

#### Notes:

1. Directors' personal interests in Shares as stated above were long position interests. There were no short position interests held by any Director.
2. These numbers do not include the number of Shares to be issued upon conversion of the Convertible Notes held by the Directors as disclosed below. As at 30 June 2021, the total number of issued Shares was 2,399,421,215 Shares.
3. An aggregate of 102,874,258 Shares were held by two private limited liability companies indirectly wholly-owned by James Mellon, each holding 25,791,905 Shares and 77,082,353 Shares respectively.
4. The 1,000,000 Shares were held by Julie Oates for the beneficial interests jointly with her spouse, Alan Clucas Oates.
5. The 2,070,760 Shares were held to the order of a pension fund, of which Mark Searle is the sole beneficiary and the 628,304 Shares are held by his spouse, Juliet Mary Druce Searle.

#### b. Options

Details of the Directors' interests in the Options under the Share Option Scheme (2016) were set out in the preceding section headed "Share Option Scheme".

#### c. Convertible Notes

Details of the Convertible Notes were set out in note 15 to the interim financial report of the 2021 Interim Report.

#### 附註：

1. 董事於上文所述股份之個人權益均為好倉權益，概無任何董事持有淡倉權益。
2. 該等數目並未包括下文所述轉換由董事所持有之可換股票據後將予發行之股份數目。於二零二一年六月三十日，已發行股份總數為2,399,421,215股份。
3. 合共102,874,258股股份由James Mellon間接全資擁有之兩間私人有限責任公司持有，各自分別持有25,791,905股股份及77,082,353股股份。
4. Julie Oates就彼及其配偶Alan Clucas Oates共同持有實益權益1,000,000股股份。
5. 2,070,760股股份乃由一項退休基金持有，Mark Searle為該項退休基金之唯一受益人，而628,304股股份乃由Mark Searle之配偶Juliet Mary Druce Searle持有。

#### b. 購股權

董事於購股權計劃(二零一六)項下購股權權益之詳情載於先前「購股權計劃」一節。

#### c. 可換股票據

有關可換股票據之詳情載於二零二一年中期報告之中期財務報告附註15。

## OTHER INFORMATION 其他資料

As at 30 June 2021, the beneficial interests of the Directors in the Shares to be issued upon full conversion of the Convertible Notes pursuant to the relevant subscription agreement(s) were set out below:

於二零二一年六月三十日，根據相關認購協議，本公司以下董事擁有以下可換股票據悉數轉換後將予發行之股份之實益權益：

Name of Director 董事姓名	Capacity 身份	Principal amount of Convertible Notes held (US\$) 所持可換股票據之本金額 (美元)	Number of shares to subscribe for upon full conversion of the Convertible Notes held <sup>(note 2)</sup> 所持可換股票據悉數轉換後將認購之股份數目 <sup>(附註2)</sup>	Subscription price per share (HK\$) 每股認購價 (港元)	Conversion period 換股期
James Mellon <small>(note 1) (附註1)</small>	Beneficial owner 實益擁有人	500,000	19,561,739	0.2125	23.08.2019- 23.08.2022
	Interests held by controlled corporation 控股公司所持有之權益	900,000	35,211,109	0.2125	23.08.2019- 23.08.2022
Jamie Gibson	Beneficial owner 實益擁有人	300,000	11,737,036	0.2125	23.08.2019- 23.08.2022

Notes:

- The Convertible Notes in the principal amount of US\$900,000, which entitles the holder to subscribe for an aggregate of 35,211,109 new Shares upon full conversion, are held by a private limited liability company which is indirectly wholly-owned by James Mellon.
- The number was calculated on the assumption that all Convertible Notes were converted on the maturity date (being 23 August 2022) and that any and all interest that would accrue was capitalised for the remaining period from 1 July 2021 to 23 August 2022.

During the six months ended 30 June 2021 and up to the date of this report, none of the above Directors had converted their Convertible Notes for subscription of the Shares.

附註：

- 本金額為900,000美元賦予持有人權利於悉數轉換後認購合共35,211,109股新股份之可換股票據由一家由James Mellon間接全資擁有之私人有限公司持有。
- 該數目已假設可換股票據於到期日(即二零二二年八月二十三日)悉數轉換且於二零二一年七月一日至二零二二年八月二十三日止之剩餘期間之任何及全部應計利息均被資本化而計算得出。

截至二零二一年六月三十日止六個月及直至本報告日期，概無上述董事轉換其可換股票據以認購股份。

## OTHER INFORMATION

### 其他資料

Save as disclosed above, as at 30 June 2021 and as at the date of this report, none of the Directors or chief executive of the Company had any interests or short positions in the Shares, underlying shares (in respect of positions held pursuant to equity derivatives) or debentures of the Company or any of its associated corporations (within the meaning of Part XV of the SFO), as recorded in the register required to be kept by the Company under Section 352 of the SFO, or as otherwise notified to the Company and the Stock Exchange pursuant to Divisions 7 and 8 of Part XV of the SFO or pursuant to the Model Code.

### DIRECTORS' RIGHTS TO ACQUIRE SHARES OR DEBENTURES

Save as disclosed under the sections headed "Share Option Scheme" and "Directors' and Chief Executive's Interests and Short Positions in Shares, Underlying Shares and Debentures" above, at no time during the six months ended 30 June 2021 was the Company or any of its subsidiaries a party to any arrangements to enable the Directors to acquire benefits by means of the acquisition of the Shares in or debentures of the Company and none of the Directors, their spouses or children under 18 years of age, had any rights to subscribe for securities of the Company, or had exercised any such rights.

### SUBSTANTIAL SHAREHOLDERS INTERESTS AND SHORT POSITIONS IN SHARES AND UNDERLYING SHARES

As at 30 June 2021, no other person other than two Directors, James Mellon and Jamie Gibson, whose interests are set out in the section "Directors' and Chief Executive's Interests and Short Positions in Shares, Underlying Shares and Debentures" above, had any interest or short positions in the Shares or the underlying shares of the Company as recorded in the register required to be kept by the Company under Section 336 of the SFO, or as otherwise notified to the Stock Exchange and the Company pursuant to Divisions 2 and 3 of Part XV of the SFO.

除上文所披露者外，於二零二一年六月三十日及本報告日期，董事或本公司主要行政人員概無於本公司、其任何相聯法團(定義見證券及期貨條例第XV部)之股份、相關股份(有關根據股本衍生工具持有之持倉)或債券，擁有須記錄於本公司根據證券及期貨條例第352條規定存置之登記冊中，或根據證券及期貨條例第XV部第7及8分部或根據標準守則而須以其他方式知會本公司及聯交所之任何權益或淡倉。

### 董事收購股份或債券之權利

除上文「購股權計劃」及「董事及主要行政人員於股份、相關股份及債券之權益及淡倉」等節所披露者外，截至二零二一年六月三十日止六個月內任何時間，本公司或其任何附屬公司概無訂立任何安排，致使董事可藉購入本公司之股份或債券而獲益，而董事或彼等之配偶或未滿十八歲之子女亦無擁有任何可認購本公司證券之權利或曾行使任何該等權利。

### 主要股東於股份及相關股份之權益及淡倉

於二零二一年六月三十日，除兩名董事 James Mellon 及 Jamie Gibson (其權益載於上文「董事及主要行政人員於股份、相關股份及債券之權益及淡倉」一節)外，概無其他人士擁有須記錄於本公司根據證券及期貨條例第336條規定存置之登記冊中，或根據證券及期貨條例第XV部第2及第3分部而須知會本公司及聯交所之權益或淡倉。

## RISK MANAGEMENT AND INTERNAL CONTROL

Pursuant to Code Provision C.2.1 of the Code on Corporate Governance Practices and later the CG Code, the Audit Committee has engaged an independent professional firm to undertake the role of the internal audit function and conduct reviews of the Group's risk management and internal control systems, including the financial, operational and compliance functions of the Group. During the six months ended 30 June 2021, a formal risk assessment was conducted by management with reference to the Group's business objectives and strategies, to identify and assess enterprise risks, the corresponding control measures and management actions. The internal audit function conducted reviews of the risk assessment framework and results of the Group. Review of internal controls of prioritized processes are concluded on a rotational basis according to the internal audit plan. Observations and recommendations were communicated with management such that risk mitigation plans were developed and executed by management to address the issues identified. Key findings were reported to and reviewed by the Audit Committee on a timely basis.

The Board, through the Audit Committee, has conducted an annual review of the effectiveness of the risk management and internal control systems of the Group for the year ended 31 December 2020, and is satisfied that the risk management and internal control systems were effective and adequate. In addition, it has also reviewed and is satisfied with the adequacy of resources, qualifications and experience of staff of the accounting, internal audit and financial reporting functions of the Group, and their training programmes and budget.

## 風險管理及內部監控

根據企業管治常規守則及其後之企業管治守則守則條文第C.2.1條之規定，審核委員會已委聘一家獨立專業公司承擔本集團之風險管理及內部監控系統的內部審核職能及進行檢討的職責，包括本集團財務、運營及合規職能。截至二零二一年六月三十日止六個月，管理層進行正式風險評估，參考本集團的業務目標及策略，以識別和評估企業風險、相應的控制措施及管理措施。內部審核職能已就本集團風險管理框架及業績進行檢討。優先程序之內部監控檢討根據內部審核計劃按輪值基準進行。觀察結果及推薦建議已向管理層妥善傳達，以便管理層制定及實施風險管理計劃從而解決發現之問題。主要發現已及時向審核委員會報告並供其審閱。

董事會已通過審核委員會對截至二零二零年十二月三十一日止年度本集團風險管理及內部監控系統之有效性進行年度審閱，並信納風險管理及內部監控系統屬有效且充分。此外，其亦審閱本集團會計、內部審核及財務匯報職能方面的資源、員工資歷及經驗，以及員工所接受的培訓課程及有關預算是否充足，並信納審閱結果。

## OTHER INFORMATION

### 其他資料

#### REVIEW OF UNAUDITED FINANCIAL INFORMATION

The unaudited consolidated financial information of the Group for the six months ended 30 June 2021 has been reviewed by the Audit Committee. The Directors acknowledge their responsibility for preparing the accounts and presenting a balanced, clear and comprehensive assessment of the Group's performance, position and prospects. The Directors are not aware of any material uncertainties relating to events or conditions that may cast significant doubt on the Company's ability to continue as a going concern. An explanation of the basis on which the Company generates or preserves value over the longer term (the business model) and the strategy for delivering the Company's objectives are set out in the paragraph headed "Strategic Plan" in the "Management's Discussion and Analysis of the Group's Performance" in this report.

#### PURCHASE, SALE AND REDEMPTION OF LISTED SECURITIES

During the six months ended 30 June 2021, neither the Company nor any of its subsidiaries had purchased, sold or redeemed any of the Company's listed securities.

#### 審閱未經審核財務資料

本集團截至二零二一年六月三十日止六個月之未經審核綜合財務資料經審核委員會審閱。董事確認彼等有編製賬目之責任，並有責任發表平衡、清晰及全面地評核本集團之業績、情況及前景。董事並不知悉有任何重大不明朗事件或情況可能會嚴重影響本公司持續經營之能力。本報告「管理層對本集團表現之討論及分析」內「策略計劃」一段，載有本公司所產生或長期續存的價值基準（經營模式）及實現本公司目標之策略闡述。

#### 購回、出售及贖回上市證券

截至二零二一年六月三十日止六個月，本公司或其任何附屬公司概無購回、出售或贖回本公司任何上市證券。

# DEFINITIONS

## 釋義

In this interim report, the following expressions shall have the following meanings unless the context indicates otherwise:

於本中期報告內，除文義另有指定外，下列詞彙具有以下涵義：

2020 Annual Report 二零二零年年報	the Company's annual report for the year ended 31 December 2020 本公司截至二零二零年十二月三十一日止年度之年度報告
2021 AGM 二零二一年度股東週年大會	the last annual general meeting of the Company held on 28 May 2021 本公司於二零二一年五月二十八日舉行之最近期股東週年大會
AI 人工智能	artificial intelligence 人工智能
ASX 澳洲證券交易所	the Australian Securities Exchange 澳洲證券交易所
ATO 澳洲稅務局	the Australian Taxation Office 澳洲稅務局
Board or Board of Directors 董事會	Board of Directors of the Company 本公司董事會
CEO 行政總裁	Chief Executive Officer 行政總裁
CG Code 企業管治守則	Corporate Governance Code as set out in Appendix 14 of the Listing Rules 載於上市規則附錄十四之企業管治守則
CGU 現金產生單位	cash generating unit 現金產生單位
Companies Ordinance 公司條例	Companies Ordinance (Chapter 622 of the Laws of Hong Kong) 公司條例(香港法例第622章)
Company 本公司	Endurance RP Limited, a company incorporated in the Cayman Islands with limited liabilities, the shares of which are listed on the Stock Exchange and are also traded on the Open Market (Freiverkehr) of the Frankfurt Stock Exchange 壽康集團有限公司*，一家於開曼群島註冊成立之有限公司，其股份於聯交所上市，並於法蘭克福證券交易所公開市場(Freiverkehr)買賣 * 僅供識別
Convertible Note(s) 可換股票據	the 4% coupon unlisted convertible notes due 2022 issued by the Company on 23 August 2019 which are convertible into new Shares, details are set out in the announcement of the Company dated 23 August 2019 本公司在二零一九年八月二十三日發行，並於二零二二年到期之4%票息非上市可換股票據，此等票據可兌換為新股份，詳情載於本公司日期為二零一九年八月二十三日的公佈



## DEFINITIONS

### 釋義

COVID-19 2019 新型冠狀病毒病	the novel coronavirus disease of 2019 2019 新型冠狀病毒病
DCF 貼現現金流	discounted cash flow 貼現現金流
Director(s) 董事	director(s) of the Company 本公司之董事
DLI or Deep Longevity DLI 或 Deep Longevity	Deep Longevity, Inc, a wholly-owned subsidiary of the Company Deep Longevity, Inc，為本公司之一家全資附屬公司
DLL 深度青春	Deep Longevity Limited, a wholly-owned subsidiary of DLI 深度青春有限公司，為 DLI 之一家全資附屬公司
EC 歐盟委員會	the European Commission 歐盟委員會
ED 執行董事	the Executive Director of the Company 本公司之執行董事
EU 歐盟	the European Union 歐盟
FAFVOCI 按公允價值計入其他 全面收入之金融資產	financial assets at fair value through other comprehensive income 按公允價值計入其他全面收入之金融資產
FAFVPL 透過損益賬按公允價值 處理之金融資產	financial assets at fair value through profit or loss 透過損益賬按公允價值處理之金融資產
FDA 美國食品及藥品監督管理局	The Food and Drug Administration of the US 美國食品及藥品監督管理局
FV 公允價值	fair value 公允價值
G&A 一般及行政	general and administrative 一般及行政
Galloway	Galloway Limited, a private limited liability company wholly-owned by James Mellon indirectly, a substantial shareholder who is also a Director and Chairman of the Company
Galloway	Galloway Limited，一家由主要股東 James Mellon (亦為本公司董事兼主席) 間接全資擁有之私人有限公司
Grant Sherman 中證	Grant Sherman Appraisal Limited 中證評估有限公司



## DEFINITIONS

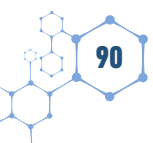
## 釋義

Group 本集團	the Company and its subsidiaries 本公司及其附屬公司
HKAS 香港會計準則	the Hong Kong Accounting Standard 香港會計準則
HKFRS(s) 香港財務報告準則	the new or revised Hong Kong Financial Reporting Standards 新訂或經修訂香港財務報告準則
HKICPA 香港會計師公會	the Hong Kong Institute of Certified Public Accountants 香港會計師公會
HLI HLI	Human Longevity, Inc Human Longevity, Inc
Hong Kong 香港	The Hong Kong Special Administrative Region of the PRC 中國香港特別行政區
INED(s) 獨立非執行董事	Independent Non-Executive Director(s) of the Company 本公司之獨立非執行董事
Listing Rules 上市規則	The Rules Governing the Listing of Securities on the Stock Exchange 聯交所證券上市規則
Macau 澳門	Macau Special Administrative Region of the PRC 中國澳門特別行政區
MME MME	Medical Marketing Economics Medical Marketing Economics
Model Code 標準守則	The Model Code for Securities Transactions by Directors of Listed Issuers as set out in Appendix 10 of the Listing Rules 載於上市規則附錄十之上市發行人董事進行證券交易的標準守則
NDA 新藥申請	New Drug Application 新藥申請
NED(s) 非執行董事	Non-Executive Director(s) of the Company 本公司之非執行董事
NMPA 中國國家藥品監督管理局	the National Medical Products Administration 中國國家藥品監督管理局
Orient EuroPharma 友華生技醫藥	Orient EuroPharma Co., Ltd., the Group's commercial strategic partner for Taiwan, Hong Kong, Macau and other selected countries in Asia 友華生技醫藥股份有限公司，為本集團於台灣、香港、澳門及亞洲其他選定國家的商業策略夥伴
OTC 非處方藥	Over-the-Counter 非處方藥

## DEFINITIONS

### 釋義

Option(s) 購股權	option(s) granted and exercisable under the Share Option Scheme (2016) 根據購股權計劃(二零一六)授出及可予行使之購股權
PDUFA 處方藥使用者費用法	Prescription Drug User Fee Act 處方藥使用者費用法
PEBEQ™ 早洩困擾評估問卷™	Premature Ejaculation Bothersome Evaluation Questionnaire 早洩困擾評估問卷
Plethora Plethora	Plethora Solutions Holdings plc, a wholly-owned subsidiary of the Company Plethora Solutions Holdings plc，為本公司之一家全資附屬公司
PRC or China 中國	The People's Republic of China 中華人民共和國
PSNW PSNW	Pharmaserve (North West) Limited Pharmaserve (North West) Limited
RCT 隨機化臨床試驗	randomized clinical trial 隨機化臨床試驗
R&D 研發	research and development 研究及發展
Recordati Recordati	Recordati S.p.A Recordati S.p.A
Rx 處方藥	Prescription 處方藥
Securities Dealing Code 證券交易守則	the code governing securities transactions by Directors and employees of the Group, which was adopted on no less exacting the terms and required standard set out in the Model Code 監管本集團董事及僱員進行證券交易的守則，乃按照不遜於標準守則所載列的規定標準獲得採納
SFO 證券及期貨條例	The Securities and Futures Ordinance (Chapter 571 of the Laws of Hong Kong) 證券及期貨條例(香港法例第571章)
Share(s) 股份	ordinary share(s), with voting rights, of US\$0.01 each in the capital of the Company, which are listed on the Stock Exchange and are also traded on the Open market (Freiverkehr) of the Frankfurt Stock Exchange 本公司股本中每股面值0.01美元，附有投票權之普通股份，此等股份於聯交所上市，並於法蘭克福證券交易所公開市場(Freiverkehr)買賣



## DEFINITIONS

## 釋義

Share Options Scheme (2016) or Scheme	the share option scheme of the Company named the "Share Option Scheme (2016)" adopted on 10 June 2016, with shareholders' approval at the Company's extraordinary general meeting held on 8 June 2016, which was followed by the grant by the Listing Committee of the Stock Exchange on 10 June 2016 of the listing of, and permission to deal in, the Shares to be issued pursuant to the exercise of the Options to be granted under the scheme
購股權計劃(二零一六)或計劃	本公司於二零一六年六月十日採立，名為「購股權計劃(二零一六)」之購股權計劃，該計劃於本公司於二零一六年六月八日舉行之股東特別大會上經股東批准，繼而於二零一六年六月十日獲聯交所上市委員會批准因根據計劃將授出之購股權獲行使而將予發行之股份上市及買賣
Stock Exchange 聯交所	The Stock Exchange of Hong Kong Limited 香港聯合交易所有限公司
UK 英國	the United Kingdom 英國
US 美國	the United States 美國
Venturex	Venturex Resources Limited, a public listed company incorporated in Australia, whose shares are listed on the ASX (ASX: VXR)
Venturex	Venturex Resources Limited, 一家於澳洲註冊成立之上市公司，其股份於澳洲證券交易所上市(澳洲證券交易所：VXR)
Wanbang Biopharmaceutical 江蘇萬邦醫藥	Wanbang Biopharmaceutical Co., Ltd., a wholly controlled company of Shanghai Fosun Pharmaceutical (Group) Co. Ltd. 江蘇萬邦生化醫藥集團有限責任公司，為上海復星醫藥(集團)股份有限公司完全控股之公司
West China West China	West China Coking & Gas Company Limited 曲靖大為焦化制供氣有限公司
A\$ 澳元	Australian dollars, the lawful currency in Australia 澳洲法定貨幣澳元
GBP 英鎊	Great British pounds, the lawful currency in the UK 英國法定貨幣英鎊
HK\$ 港元	Hong Kong dollars, the lawful currency in Hong Kong 香港法定貨幣港元
US\$ 美元	US dollars, the lawful currency in the US 美國法定貨幣美元

# CORPORATE INFORMATION

## 公司資料

### EXECUTIVE DIRECTOR

Jamie Gibson (*Chief Executive Officer*)

### NON-EXECUTIVE DIRECTORS

James Mellon (*Chairman*)

Jayne Sutcliffe

### INDEPENDENT NON-EXECUTIVE DIRECTORS

David Comba

Julie Oates

Mark Searle

### COMPANY SECRETARY

Winnie Lui

### INDEPENDENT AUDITOR

BDO Limited

### PRINCIPAL BANKER

Citibank, N.A.

### REGISTERED OFFICE

P.O. Box 309, Ugland House, Grand Cayman  
KY1-1104, Cayman Islands

### HEAD OFFICE AND PRINCIPAL PLACE OF BUSINESS IN HONG KONG

8th Floor, Henley Building  
5 Queen's Road Central, Hong Kong

### SHARE REGISTRAR

Tricor Tengis Limited  
Level 54, Hopewell Centre  
183 Queen's Road East, Hong Kong

### INVESTOR RELATIONS CONSULTANT

LBS Communications Consulting Limited

### WEBSITE

[www.endurancerp.com](http://www.endurancerp.com)

### STOCK CODE

575

### 執行董事

Jamie Gibson (*行政總裁*)

### 非執行董事

James Mellon (*主席*)

Jayne Sutcliffe

### 獨立非執行董事

David Comba

Julie Oates

Mark Searle

### 公司秘書

雷美欣

### 獨立核數師

香港立信德豪會計師事務所有限公司

### 主要往來銀行

花旗銀行

### 註冊辦事處

P.O. Box 309, Ugland House, Grand Cayman  
KY1-1104, Cayman Islands

### 香港總部及 主要營業地點

香港中環皇后大道中5號  
衡怡大廈8樓

### 股份過戶登記處

卓佳登捷時有限公司  
香港皇后大道東183號  
合和中心54樓

### 投資者關係顧問

達博思傳訊顧問有限公司

### 網址

[www.endurancerp.com](http://www.endurancerp.com)

### 股份代號

575





**ENDURANCE RP LIMITED**  
**壽康集團有限公司**

8th Floor, Henley Building, 5 Queen's Road Central, Hong Kong  
香港中環皇后大道中5號衡怡大廈8樓

Telephone 電話： (852) 2514 6111

Facsimile 圖文傳真： (852) 2810 4792

Email 電子郵件： [info@endurancerp.com](mailto:info@endurancerp.com)

Website 網址： [www.endurancerp.com](http://www.endurancerp.com)